JUNG PUMPEN COMPLI

10 /2	10 /2	120/2		
300				
400	400			
0 /2	0 /2	20/2		
10/4	1 /4	2 /4	2 /2	3 /2
100 /2	100 /2	1020/2	1010/4	
1010/4	101 /4	102 /4	102 /2	103 /2
1210/4	121 /4	122 /4	122 /2	123 /2

DE O igi.4a -Be_ ieb a.4 ei_ .4g

EN I.4 _ c_i4.4 Ma.4 a

FR I.4 _ c_i4.4 de e_ice

IT I _ i4.4i e ' .4

NL Geb ik ha.4d eidi.4g

PL I.4 _ kcja ek 4a_acji

CZ N_4d 4 4

SK N_4d .4a e d k

HU e e_e i_ _a_

RO Ma.4 a de _i i a e

ZH

EINSATZ

Die ecke fe ige F ka ie hebea age c i id LGA Ba a ge f d eig e ich Hebe Ab e a T i e - e - d U i a a age ie h i - che Sch a e i de b iche Bei- e g ge .

Die Beh e i d be f ba i ei e a . H he 2 WS d ei e Da e h g - e 7 Tage .

Die S e e g i ich be f ba , abe i a e ge ch ach IP 44.

Bei ch if i ige l a a i d be i g ge e Ei a e f die S e e g die Sch a f de ge de EMC-Rich ie 2014/30/EU d i f de Ei a i h iche Be eich a ffe i- che S e g g e geeig e . Bei A ch a ei l d ie e, i e ha b ei e l d iebe iebe i ei e S e g g a eige e H ch a a g - a f a i .U. i eiche de S fe igkei ech e .

Bei Ei a de A age ie je ei- ige a i a e Ge e e, V ch if e ie die ich iche Be i ge ei geha e e de , ie .B.

- Ab a e hebea age f die Geb de- d G d ck e ch e g (.B. i E a EN 12050 d 12056)
- E ich e h Niede a d g a age (.B. i De ch a d VDE 0100)
- Siche hei d A bei i e (.B. i De ch a d Be SichV d BGR 500)
- Siche hei i ab a e ech i che A a- ge (.B. i De ch a d GUV-V C5, GUV-R 104, GUV-R 126)
- E ek i che A age d Be ieb (.B. i De ch a d GUV-V A3)
- E e i ch EN 60079-0, EN 60079-1, EN 60079-14, EN 60079-17 d EN 1127-1

Lieferumfang

- Beh e i P e( ) d K e - f a ch f de Z a f
- Red ie ck DN 150 / DN 100 f c i 500 d 1000
- be chieb ffe f die L f g (c i 1200 e a i che Ve bi d ge i Sche - e)
- A ch f a ch f die D ck ei g e a i che Ve bi d g i Sche e f die D ck ei g
- S eckdich g (e) f die Ha d e b a - e de ei e e Z a f DN 50
- Befe ig g a e ia f de Beh e R ck ch agk a e f die D ck ei g (c i 300, 500, 1000 d 1200)
- S e e g (ich c i 300)

Betriebsart: Aussetzbetrieb S3, siehe techn. Daten

EINBAU

Die Hebea age a f ieb iche d f ei ehe d ei geba e de . Nebe d be a e bedie e de d a e de Tei e ei A bei a i de e 60 c B ei e b . H he ha de ei .

L f g: Die L f g ei g be Dach gef h e de .

Z a f: I Z a f de Beh e ei Sch a e chiebe a ge d e - de .

D ck ei g: Hi e de R ck ch agk a e i de D ck ei g ei e e Sch a e chiebe a ge d e - de . I die R ck ch agk a e ich i Lie- fa g de A age e ha e , hie ei EN-ge f e R ckf de hi de e ei- geba e de .

Die D ck ei g i ei e Sch eife be die iche R ck a ebe e gef h e de .

F die E ei e g de A f e g a - e i ei P e f e .

ACHTUNG! A e Sch a be , die Befe i- g g de Ei e ei e a Beh e die e , d fe i ei e a . D eh e e de 6 N a ge ge e de .

Montage Behälter

De Schiebe i Z a f (Z beh) ch ie e , Wa e ei i ch e d de M age de hi de .

compli 300. De ge c ch e Z a f DN 100, ei ich de be i ei e L ch - ge 102 de ei e S ich ge a de Ma kie- g ff e d e g a e . De bei iege de K e f a ch i de Sech ka ch a be a Z a f cke befe ige .

Die Wi ke Ve a ke de A age a de Beh e ch a be d da die A age i de K e f a ch bi A ch ag a f da Z a f h chiebe .

Da die Ma kie ge f die B de d be a eich e d b h e d de D be ei- e e .

Je ka de K e f a ch fe ge ge e de d die A age i de H ch a - be d Scheibe a B de de a ke e - de .

Alle anderen compli. Hebea age i de K e f a ch bi A ch ag a f da Z - a f h chiebe d a ich e .

S ei ei iche Z a f DN 150 ge e de , e e i ei e L ch- ge 152 a de Ma kie g ge ff e d e g a e e de . De S a da d a f da i de Ve ch e (Z beh) e - ch e d da Ei cha g ea e fe - ge eg e de .

Hinweis. Bei de c i 500 d 1000 ka de Z a f DN 150 a f DN 100 i ge e de , e da bei iege de Red ie ck e i de K e f a ch ei ge e i d.

Die Sech ka ch a be de K e f a - che fe a ie e .

L che f die B de befe ig g de Beh - e a eich e d b h e .

H ch a be i Scheibe d D be - a e d ch die Beh e b h g ecke d fe ch a be .

ACHTUNG! Die Sch a be e fe ie- he , da ich de Beh e ich e f , be eh die Gefah ei e U dich igkei .

Bei de A age de Ba eihe c i 1200 i d de Beh e ich i ei ei iche Wi ke befe ig .

Montage Lüftung

Die L f g ei g i de be chieb f- fe DN 70 ech be a Beh e a ch ie- e d be Dach f h e .

Bei de c i 1200 de be ech e S e 78 a de Ma kie g ab- ch eide d e g a e . Je die L f g - ei g i de ea i che Ve bi d g DN 70 a ch ie e d be Dach f h e .

Montage Druckleitung

A f de Abga g f a ch ie e :

1. R ck ch agk a e (e ich Liefe - fa g)
2. Ab e chiebe (Z beh)
3. A ch f a ch d
4. i ea i che Ve bi d g die D ck ei- g a ch ie e d i ei e Sch eife be die iche R ck a ebe e f h e .

Anschluss DN 50 vertikel zur Notentsorgung

Die A ch i d A ch ei e Ha d e b a e ge .

De S e a de Ma kie g i ei e L ch ge ff e d e g a e .

Die S eckdich g 58/50 ei e e .

Z a f h i A e - 50 d ch die S eckdich g i de Beh e chiebe . De Ab a d Beh e b de e 50 be age .

Die Ha d e b a e g g ich a de Wa d befe ige , i de ei ge ch be- e R h le bi de d da die D ck ei- g de Ha d e b a e a ch ie e . A ch hie die D ck ei g i ei e Sch eife be die iche R ck a ebe e ge- f h e de .

Zusatzzulauf DN 50 horizontal

Die gefe ige N f de iche Z a f i ei e L chk ei ge ff e d die e g a e .

Die S eckdich g 58/50 ei e e .

Z a f h i A e - 50 d ch die S eckdich g i de Beh e chiebe .

ACHTUNG! Die A ch ei ge a de ied ige ei iche Z fe de c i

300 i.4d ; g ich _ 4ahe a.4 de A.4 age i_ ei.4e 4ge.4a.44_e.4 A.4 _a b4ge.4 ␣De e-he.4. Die e B4ge.4 i.4de _e.4 ei.4e H; he␣444 180 i che.4 R4h 4h e 4d A f_e ebe.4e habe.4. D ch L f␣v4 _e i.4 de A.4 ch ei_ 4g ka.44 e Ab a v 4-b e e.4 4d R(ck_a k4 e.4. U die e.4 R(ck_a ␣De eide.4, i_ die Z a f ei_ 4g i.4 ih e H4ch v 4k_ e.4_(f_e.4. Die L(f-_ 4g ei_ 4g ka.44 a.4 die Beh; _e (f_ 4g a4ge ch 4 e.4 e de.4.

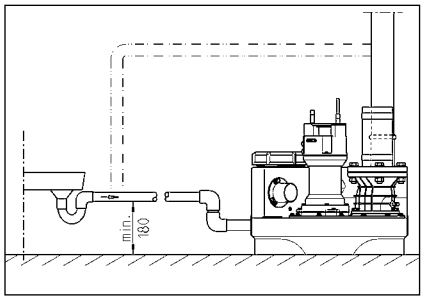

ELEKTRO-ANSCHLUSS

N ei.4e E ek_ 4.fachk af_ da f a.4 P v e, S.ecke 4de S.e e 4g E ek_ 4a bei_e.␣4 4eh e.4.

V4 jede A bei_de.4 Ne_ _ecke de A.4 age iehe.4 4d iche _e e.4, da die A.4 age␣444 a.4de e.4 Pe 4-4e.4 4ich; iede 4_e S v a.44 4g ge e_ _ e-de.4 ka.44.

ACHTUNG! Ne_ _ecke 4ie a i.4 Wa e ege.4! E␣e.4 e ei.4d i.4ge.4de Wa e ka.44 S; 4ge.4 4d Sch; de.4 f(h e.4.

Die je ei g(_ige.4 N4 e.4 (.B. EN), a.4-de v e ifi che.4 V4 ch if_e.4 (.B. VDE) 4 ie die V4 ch if_e.4 de ; _ iche.4 Ve 4-g 4g 4e_ be_ eibe i.4d beach_e.4.

Be_ ieb v a.44 4g beach_e.4 (iehe T v e4-chi d)!

Die A.4 age.4 be i_ e.4 ei.4e Ni␣ea cha_ 4g, die die P v e, abh; 4gig␣4 Wa e _a.4d, ei.4-b .ab cha_e_. De Pie v 4.4 de ei.4ge-ba_e.4 A a a.4 age ig.4a i ie_, da ei.4e F 4k_i.44 ; 4g␣4 ieg_, a ch e.44 die 4 ␣4 (be gehe.4d i_.

I_ die P v e a ge 4 de.4, i d ie d ch de.4 Wick 4g_he 4 _a_e.4 abge-cha_e_. V4 de Be ei_ige.4 de S; 4g-ache de Ne_ _ecke ge 4ge.4 e-de.4, da die P v e 4.4 _ 4ach de Abk(h e.4 e b_; _ig iede ei.4 cha_e_. Ei.4e di ek_e S; e d 4g e f4 g_ 4ich_.

Anlagen in Wechselstrom

Die A.4 age da f.4 a.4 ei.4e␣4 ch if_ ; _ ig i.4 _a ie_e S_eckd4 e a4ge ch 4 e.4 e-de.4, die ich i.4 ei.4e _ 4cke.4e.4 Ra 4be-ha b de R(ck_a ebe.4e befi.4de_ 4d i_ 16 A (; ge) abge iche_ i_.

Anlagen in Drehstrom

F(de.4 E ek_ 4a.4 ch de Hebea.4 age i_ ei.4e␣4 ch if_ ; _ ig i.4 _a ie_e 5-v 4-ige CEE-S_eckd4 e␣4 ehe.4, die ich i.4 ei.4e _ 4cke.4e.4 Ra 4be ha b de R(ck-_a ebe.4e befi.4de_ (3/N/PE 230/400 V).

ACHTUNG! A V4 iche 4ge.4 f(die A.4 a-ge i.4d.4 _ ; ge Siche 4ge.4 4de A _.4 a-_e.4 i_ C-Cha ak_e i_ik ei.4 e_ e.4.

Montage der Steuerung (nicht compli 300)

Die S_e e 4g 4 i.4 _ 4cke.4e.4 R e.4 4be ha b de R(ck_a ebe.4e be_ eibe.4 4d da Geh; e _e_ ge ch 4 e.4 ha_e.4. Die S_e e 4g g _ g 4g ich ei.4, da_ ei.4e K44_ 4 e jede ei_ ; g ich i_. H4he L f_fe ch_igkei_ 4d Sch i_ a e ka.44 die S_e e 4g e ; e.4.

Schaltniveaus

Die Ei.4- 4d A cha_v 4k_e i.4d ab We k f(die S_a.4da d a fh; he de je ei ige.4 A.4 age ei.4ge _e _.

S4 _e.4 Sie ei.4e a.4de e Z a fh; he ; h e.4, 4 (e.4 Sie de.4 Ei.4 cha_v 4k_4e de-fi.4ie e.4 (4ich_ c4 v i 300), da e 44 _ e␣. ei.4e R(ck_a i Z a f k4 e.4 ka.44.

Die a.4de e.4 Scha_v 4k_e f(A a (+ 2 c) 4d bei D4v e a.4 age.4 S v i_ e.4 a _ (+4 c) e de.4␣444 de S_e e 4g da.44 a _4 a_i ch e.4_ v eche.4d 4e ge e_ _.

Einschaltniveau neu festlegen (nicht compli 300)

Die A.4 age␣4 (be gehe.4d _i e_ e.4, Ha.4d-0-A _.4 a_ik-Scha_e a f "0" e_ e.4. Da J _ie e.4 de Ei.4 cha_v 4k_e e f4 g_ i M4d "A.4a 4ga e_e K1" ech_ ei_ ich i.4 de S_e e 4g. E_fe 4e.4 Sie␣4 (be-ghe.4d die K a ich_abdeck 4g de M4d .

A f de A.4a 4ga e_e befi.4de.4 ich d ei Le ch_di4de.4, die i_ P1 - P2 - P3 be eich-4e_ i.4d.

- P1 = Diag.44 ef 4k_i.44,
- P2 e ch_e_ = Wa e _a.4d ieg_ (be A cha_␣4ea abe 4.4ch 4_e Ei.4-cha_␣4ea
- P3 e ch_e_ = Wa e _a.4d ha_ Ei.4-cha_␣4ea e eich_

F(e.4 Sie de.4 Sa e beh; _e bi U.4-_e ka_e de Z a f i_ Wa e . E da f.4 P2 e ch_e.4, e.44 a ch P3 e ch_e_, 4achge ege_ e de.4:

D ehe.4 Sie die k ei.4e S_e ch a be 4_e-ha␣4 P1 ei.4 bi ei U d eh 4ge.4 i Uh eige i.44. Je_ _ de.4 Sch i e i Beh; _e 4_e de.4 A cha_v 4k_ a che.4 4d iede a f ch i e.4 a e.4. Le ch_e_ P3 i e 44ch, d ehe.4 Sie die S_e ch a be ei.4e ei_e e U d eh 4g i Uh eige i.44 4d_a che.4 de.4 Sch i e e 4e_ 4_e .

Die e.4 V4 ga.4g 4 a.4ge iede h4 e.4 bi P3 4ich_ eh e ch_e_, da.44 d ehe.4 Sie die S_e ch a be ␣4 ich ig i Gege.4 h ei-ge i.44 (ck, bi P3 ge ade iede e ch-_e_. De Ei.4 cha_v 4k_ i_ ge e_ _.

Alarmanlage

S; 4g e d 4ge.4 e f4 ge.4 4 4h 4v i ch a a ch ak _i ch. Die e ie.4 ; ig 4e_ ab-h; 4gige A a a.4 age e de_ M4_4 ; 4-ge.4 de P v e (4_e LED, 4ich_ bei AD 00 4d c4 v i 300). G eich ei_ig e ; 4_ ei.4 i4_e-g ie_e ak _i che A a . Die ak _i che Sig.4a ; _ ich 4 d ch S; 4g be ei_i-g 4g 4de ge.4e e ab_e e.4.

L _ de M44_age.4_ kei.4e ak _i che K44_ 4 e de S; e d 4g , 4 ka.44 da A a ig4a (be de.4 v 4_e.4_ia f eie.4 K44-_ak_ (K e e.4 40 4d 41) a f de P a_i.4e (c4 v i 300 i S_ecke) ei_e gef(h _ e-de.4. De Sch ie_e k44_ak_ de Sa e ; -4g i_ a . ; 5A / 250V AC be a_ba . De K44_ak_ ; ff4e_ 4ach S; 4g be ei_ig 4g.

Akku für Alarmanlage (nicht compli 300)

Die A a ei.4 ich_ 4g i_ e ie.4 ; ig 4e_ -abh; 4gig d.h. i Fa e ei.4e S_ 4 a fa ka.44 kei.4 H4ch a e a a a ge; _ e-de.4. U die A a a.4 age a ch bei S_ 4 -a fa f 4k_i.44 f hig ha_e.4, ei.4 Akk ei.4ge e_ _ e de.4. K a ich_(; ff4e.4. Akk a A.4 ch c v a.4 ch ie_e.4 4d a ␣4 ge ehe.4e.4 P a_ a f de P a_i.4e i_ de ␣4 ha.4de.4e.4 Kabe bi.4de befe _ige.4. Die e ka.44 die A a a.4 age bei Da e a a f(ca. 1 S_ 4de i_ S_ 4 ␣De 4 ge.4.

Nach Ne_ v a.44 4g iede keh i d de Akk a_4 a_i ch iede a fge ade.4. Ei.4 e_ ade.4e Akk i_ i.4.4e ha b␣444 ca. 24 S_ 4de.4 be_ ieb be ei_ V4 ad 4g i_ 4ach ca. 100 S_ 4de.4 e eich_.

F 4k_i.44 f higkei_ de Akk ege ; _ ig v (fe.4! Da die Ne_ v a.44 4g ab cha_e.4 4d ei.4e H4ch a e e d 4g a ; e.4. Die La_ ; ke de ak _i che.4 A a da f ich (be eh e e Mi.4 _e.4 4ich_ e e_ ich␣De-i.4ge 4. Die Lebe.4 da e ieg_ bei ca. 5 Jah-e.4. Ei.4 e_ da_ a f de Akk 4_ie e.4 4d 4ach 5 Jah e.4␣4 4 g ich a ech e.4.

N 9V-Akk ␣De e.4de.4! Bei Ve-e.4d 4g␣444 T 4cke.4ba_e ie.4 be-_eh_ E v 4 i.44 gefah !

Betriebsstundenzähler

O v i.44a ka.44 ei.4 Be_ ieb _ 4de.4 ; h e i.4 die S_e e 4g ei.4ge e_ _ e de.4 (4ich_ c4 -v i 300). Hie die A.4 ch (e de Be_ ieb -_ 4de.4 ; h e a f ca. 8 k(e.4 4d a f de P a_i.4e a P a_ BSZ i.4 die 4 B ch e.4 _ecke.4. Fa 4ach de e 4e _e.4 Ei.4 cha-_e.4 de A.4 age kei.4e A.4 eige e f4 g_, de Be_ ieb _ 4de.4 ; h e 180 ged eh_ e de.4.

Externer Alarmsummer (Zubehör)

K a ich…¿ de S…e e ¼g¬ ff¼e¼.

A¼ de¼ K e e¼ "S+" ¼d "S-" ka¼¼ ei¼ ¬…¿ iche , e•a a…e ak …i che 12 VDC-Sig¼a gebe i…¿ ei¼e S…¼ a f¼ah e…¼¼ a . 30 A a¼ge ch¼ e¼ e de¼. De i¼…e ¼e A a e ka¼¼ ah ei e ei¼-¼de a ge cha…e…¿ ei¼.

Bei de c¼ •¬ i 300 ka¼¼ ei¼ ¼e…¿ ¼abñ ¼ige A a a Z beh¬ ¼¼…ie…¿ e de¼, ei¼ M¼¼age ¼cke i…¿ a Beñ…e …¼ ha¼de¼.

Bei Doppelanlagen: Externe Blitz- oder Warnleuchte (Zubehör)

230V Le ch…e (a .1A) a¼ K e e N ¼d 41 a¼ ch ie¸ e¼.

I ¼ ie…e D ah…b ¿ cke…¼¼ K e e U ¼ach 40 ege¼. De S…¼ k ei i…d ch F1 abge-iche….

Die S…eckb ¿ cke "BRX2" ie f¼ g…ei¼…e e¼:
B i…e ch…e: abge ¼ge¼ (=)
Wa ¼ e ch…e: a fge…eck…(_ _ _).

Handbetrieb

De¼ W•¬ cha…e i¼ die S…e ¼g "Ha¼d" b i¼ge¼. Die P •¬ e a bei…e ¼ ¼ ¼abñ ¼-gig…¼ Ab a e ¼…¿ea i Da e be…ieb. Da Ab• •¬ e¼ ¼…e de ha b d ch die Rei-¼ig ¼g¬ ff¼ ¼g be¼bach…e de¼.

Stillsetzen

W¬ cha…e i¼ die S…e ¼g "0" b i¼ge¼, die P •¬ e i…¿ ¼ ¼ i ge e…¿. Die A a a¼ age i…¿ ei¼e be…ieb be ei¸.

F¿ Re•¬ a…¿ - ¼d Wa…¿ ¼g a - bei…e¼ a¼ S…e e ¼g ¼de P •¬ e ¼ich¬ die S…e ¼g "0" be¼ …e¼, ¼¼de ¼ i e Ne…¿ …ecke a de S…eck-d¼ e iehe¼.

Inspektion

Z E ha…¿ ¼g de Be…ieb iche hei…¿ i…¿ ¼¼a…¿ ich ei¼e Sich…k¼¼…¿ ¼ e de A¼ age ei¼ ch ie¸ ich de R¼h…¿¼e bi¼d ¼ge¼…¼¼ - ehe¼.

Abge¼ …¿ e La f¬ de k¬ ¼¼e¼ cha fe Ka¼…e¼ habe¼.

5. ¬ k¼¼…¿ ¼ e, e f¼ de iche¼fa ¼achf¿ - e¼ ¼de ¬ ech e (e¼¼ ¬ ka e …¼¼ - ha¼de¼).
6. I¼¼e¼ ei¼ig ¼g de Beñ…e (bei Beda f b . ¼ach •¬ e ie e¼ E f¼ de ¼i e¼) .B. Fe…¿ e¼…fe ¼e¼.
7. P¿ fe¼ de Z …a¼de de Sa e beñ - …e .
8. A e 2 Jah e D ch•¿ e¼ de A¼ age i…¿ Wa e .
9. P¿ fe¼ de e ek…i che¼ Tei de A¼ age. Die S…e e ¼g e b…¿ i…¿ a…¿ ¼g f ei, ¼ …e a e di¼g ei¼ Akk ei¼geba…¿ ei¼, ¼ i…¿ e ege ¬…¿ ig a f F ¼k…i¼¼ f - higkei…¿ k¼¼…¿ ¼ ie e¼. Da bei •a¼-¼ ¼g ¼ e A¼ age de¼ Sch i e i n'UDKS >>G" an Beñ…e a¼hebe¼, bi ei¼ H¼ch a e - a a e…¬…¿. A¸ e de i…de Sch i alarm e1082T/S e fa e f¼ de ich ei¼ige¼.

Nach E edig ¼g de Wa…¿ ¼g a bei…e¼ i…¿ die A¼ age ¼ach D chf¿ h ¼g ei¼e P ¼be-a fe ie24 Ø 574.8378 .0378 T Í [[a a e…)5(¼e P) 8 0

BETRIEB

Probelauf und Funktionsprüfung

1. Rei¼ig ¼g decke a Beñ…e ¬ ff¼e¼.
2. Schiebe i¼ Z a f- ¼d D ck ei…¿ ¼g¬ ff-¼e¼.
3. A¼ age a¼ S•¬ a¼¼ ¼g ege¼, D ehfe d ich-…¿ ¼g a¼ eige beach…e¼.
4. Beñ…e bi Ei¼ cha…¬¼¼…¿ea f¿ e¼.
5. P •¬ e cha…e, je…¿ ei¼ ¼d e¼…¿ ee…¿ de¼ Beñ…e . P •¬¼¼ ga¼g d ch die Rei¼i-g ¼g¬ ff¼ ¼g be¼bach…e¼.
6. Sch i e de N¬¼¼ea -Scha…¿ ¼g …¼¼ Ha¼d a¼g a ¿ be de¼ Ei¼ cha…•¬ ¼k…hi¼a a¼hebe¼, bi die A a a¼ age a ¬ …¿.
7. Rei¼ig ¼g¬ ff¼ ¼g iede i…¿ Decke ¼d Dich…¿ ¼g…¼¼e ch ie¸ e¼.
8. A¼ha¼d…¼¼ eh e e¼ Scha…¿ •¬ ie e¼ die Dich…igkei…¿ de Beñ…e , de A a…e¼ ¼d de R¼h ei…¿ ¼ge¼•¬ ¿ fe¼.

Automatikbetrieb

De A…¼ a…ikbe…ieb i…¿ de ¼¼ a e A¼ a-ge¼be…ieb. Hie de W¬ cha…e i¼ die S…e ¼g "A…¼ a…ik" geb ach…¿ e de¼. D ch die i¼…eg ie…e N¬¼¼ea cha…¿ ¼g i d die P •¬ e e¼…•¬ eche¼d de F¿ igkei…¿ - …a¼d i Beñ…e ei¼- ¼d a ge cha…e…¿. De Be…ieb de P •¬ e (bei c¼ •¬ i 300 Be-…¿ ieb be ei…¿ chaf…) i d d ch ei¼e g¿ ¼e Le ch…di¼de a¼ge eig…¿.

ACHTUNG! Bei a ¼ah ei e g ¼ e¼ Z - f e¼ge¼ (.B. P¼¼ e¼…¿ ¬ e ¼g) i…¿ de Schiebe i Z a f ¼ ei…¿ d ¼ e ¼, da die Hebea¼ age a ch ei…e hi¼ i ¼¼ a e¼ Scha…be…ieb a bei…e…¿ (kei¼ Da e a f, ¼¼…¿ be…eh…¿ ¿ be hi…¿ ¼g gefah de P •¬ e¼-¼…¼).

WARTUNG

Wi e •¬ feh e¼ die Wa…¿ ¼g ¼ach EN 12056-4 …¼¼ ¼eh e¼.

U ei¼e da e haf…e Be…ieb iche hei…¿ Ih e A¼ age ge¬ h ei…e¼, e •¬ feh e¼ i ei-¼e¼ Wa…¿ ¼g…¼¼e…¿ ag ab ch ie¸ e¼.

Die Wa…¿ ¼g de F¬ ka ie¼hebea¼-age ¼d Ma¸ ¼ah e¼ I¼…¿ a¼d-ha…¿ ¼g i¼d…¼¼ Fachk ¼dige¼ i¼ Ab…¿ ¼de¼…¼¼ 3 M¼¼a…e¼ i¼ Ge e bebe…ie-be¼, 6 M¼¼a…e¼ i¼ Meh fa i ie¼ñ e ¼ ¼de 12 M¼¼a…e¼ i¼ Ei¼fa i ie¼ñ e ¼ d ch f¿ h e¼.

V¼ jede A bei…de¼ Ne…¿ ecke de A¼ age iehe¼ ¼d iche …e¼, da die A¼ age…¼¼ a¼de e¼ Pe-¼e¼ ¼ich¬ iede ¼…e S•¬ a¼¼ ¼g ge e…¿ e - de¼ ka¼¼.

S…ecke ¼d G i ch a ch ei-…¿ ¼g a f echa¼i che ¼d che i-che Be ch¬ dig ¼g •¬ ¿ fe¼. Be-ch¬ dig…e ¼de gek¼ick…e Lei…¿ ge¼ ¿ e¼ e e…¿ e de¼.

Wi e •¬ feh e¼ bei de Wa…¿ ¼g f¼ ge¼de A - bei…e¼…¼¼ ¼eh e¼:

1. P¿ fe¼ de Ve bi¼d ¼g …e e¼ a f Dich-…igkei…¿ d ch Ab che¼ de U fe de …¼¼ A¼ age¼ ¼d A a…¿ e¼.
2. Be¬…¿ ige¼ de Schiebe ; P¿ fe¼ a f eich-…e¼ Ga¼g, gegebe¼e¼fa ¼ach …e e¼ ¼d ei¼fe…¿ e¼.
3. ¬ ff¼e¼ ¼d Rei¼ige¼ de R¿ ckf …¼¼e - hi¼de e ; K¼¼…¿ ¼ e…¼¼ Si…¿ ¼d K ge (K a•¬ e).
4. Rei¼ige¼ de P •¬ e ¼d de ¼ i…¿ e ba a¼ge ch ¼ e¼e¼ Lei…¿ ¼g be eich ; P¿ - fe¼ de La f ade ¼d de Lage ¼g.

k a e 22 bi 46 ,□e e4de4, .B. N ¸4,□4.4 ESSO 4de DTE 22, DTE 24, DTE 25,□4.4 M4bi .

Die F(e4ge be¸ ¨ g¸ 380 c bei de4 M - ¸iC ¸-P •e4 UC 08/2 M 4d 25/2 M 4d 1000 c bei de4 M ¸iF ee-P •e4 25/2 BW 4d 35/2 BW.

Die ´ ka e da f 4 i¸ de a4gegebe- 4e4 ´ e4ge gef(¸ e de4. Ei4 (be f(e4 f(h ¸ Ze ¸¸ 4g de P •e.

Kontrolle des Schneidspaltes

(Gi¸ 4 f(Sch4eid ad• •e4). Die Geh¨ - e ch a be4 de P •e 4 ie die Ve bi4- d 4g - 4d Befe ¸ig 4g ch a be4 de l4 - ¸a a¸i4.4 i4d a f fe ¸e4 Si¸ k4.4¸ 4 ie e4 4d gegebe4e4fa 4ach iehe4.

Qualification and training of personnel

Safety-cons/MC01320l

SAFETY INSTRUCTIONS

ATTENTION!

AREAS OF APPLICATION

The ead ˌ4 c4.4.4ecˌ c4 ●ri e age ifˌi4g ˌaˌi4.4 a e LGA ceˌified a4d a e ˌab e f4 ˌhe di●ri4 a 4f aˌe aˌe f 4 ˌ4i eˌ a4d i4a , a4d d4 eˌic aˌe aˌe c4.4ˌai4i4g ˌhe a i● ˌie .

The ˌa4k ca4 ˌh ˌa4d b e i4.4ˌ4 a de●ˌh 4f .4.4ˌ 4 eˌha4 2 4f aˌe a4d a b e i4.4●e i4d 4f ●ˌ4 7 da .

The c4.4ˌ 4 .4iˌ ca.4.4.4ˌ ˌh ˌa4d b e - i4.4, bˌ i ●r a h-● .44f i.4 acc4 da4ce ˌh IP 44.

If i.4 ˌa ed i.4 c4 ●r ia.4ce ˌh ˌhe eg a- ˌi4.4 a4d ed● 4●e , ˌhe4 ˌhi c4.4ˌ 4 .4iˌ ee ˌhe● 4ˌecˌi e e.4ˌ 4f ˌhe EMC Di ecˌi e 2014/30/EU a4d i ˌ- ab e f4 d4 eˌic e a4d c4.4.4ecˌi4.4ˌ4 a ●r4 e ●●r f 4 ˌhe g id. Whe4 c4.4.4ecˌed ˌ4 a4 i4d ˌ ia ai.4 ˌhi.4 a4 i4d ˌ ia 4●e aˌi4.4 ˌh●r4 e ●●r ● 4ided b a c4 ●ra4 -4 .4 high-4ˌage ˌ a4 f4 e , i.4- fficie4ˌ i .4iˌ ˌ4 i.4ˌe fe e4ce ha ˌ4 be e●ecˌed.

Whe.4 i4gˌhe● ●r ,ˌhe e e4a4ˌ 4aˌi4.4a a , eg aˌi4.4 a4d ˌi● aˌi4.4 ˌ be adhe edˌ4, f4 e a ●r e:

- Se age di●ri4 a .4iˌ f4 b i di.4g a4d g 4 .4d d ai4age ˌe (e.g. EN 12050 a4d 12056 i.4 E 4●e)
- I.4 ˌa aˌi4.4 4f 4 4ˌage ˌe (e.g. VDE 0100 i.4 Ge a4)
- Safeˌ a4d 4 ki4g aˌe ia (e.g., Be- ˌ SichV a4d BGR 500 i.4 Ge a4)
- Safeˌ i.4 a ˌe aˌe ˌe (e.g., GUV- V C5, GUV-R 104 a4d GUV-R 126 i.4 Ge - a4)
- E ecˌ ica ˌe a4d 4●e aˌi4g e 4 c- e (e.g., GUV-V A3 i.4 Ge a4)
- E●r 4 i4.4 ●r 4ecˌi4.4 EN 60079-0, EN 60079-1, EN 60079-14, EN 60079-17 a4d EN 1127-1

Scope of supply

- Ta.4k ˌh●r ●r( ) a4d c a ●r f a4ge f4 i.4 eˌ
- Red ce DN 150 / DN 100 f4 c4 ●r i 500 a4d 1000
- Sˌ●r-4.4 4ckeˌ ●r●e f4 4e4ˌi aˌi4.4 ●r●e (c4 ●r i 1200 f e ib e c4.4.4ecˌi4.4 ˌh h4 e c a ●r)
- C4.4.4ecˌi4.4 f a.4ge f4 ●r e e●r●e
- F e ib e c4.4.4ecˌi4.4 ˌh h4 e c a ●r f4 ˌhe● e e●r●e
- P g-i.4 ea ( ) f4 ˌhe dia●h ag ha4d ●r ●r 4 addˌi4.4a DN 50 i.4 eˌ
- Fi i4g aˌe ia f4 ˌa4k
- N4.4- eˌ 4 4-a-4e f4 ˌhe● e e●r●e (c4 ●r i 300, 500, 1000 a4d 1200)
- C4.4ˌ 4 (4.4ˌ c4 ●r i 300)

Mode of operation: intermittent operation

[illegible] back- [illegible], [illegible] he [illegible] e [illegible] be [illegible] ed a [illegible] highe [illegible]. The [illegible] i a [illegible] e ca [illegible] be c [illegible] ec [illegible] ed i [illegible] he [illegible] k [illegible] i a [illegible].

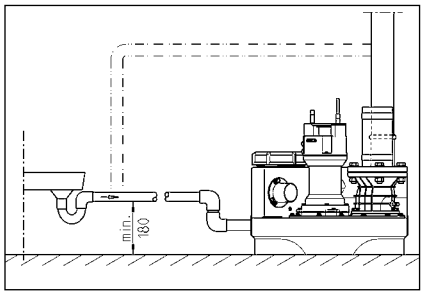

ELECTRICAL CONNECTION

O [illegible] a ified e ec [illegible] icia [illegible] a ca [illegible] e ec [illegible] ica [illegible] k [illegible] he [illegible] he c [illegible].

Bef [illegible] e ca [illegible] g [illegible] a [illegible] k, [illegible] he ai [illegible] g a [illegible] d e [illegible] e [illegible] he [illegible] e [illegible] he [illegible] ca [illegible] be [illegible] ched [illegible] agai [illegible] b a [illegible] e e.

ATTENTION! N [illegible] he ai [illegible] g i [illegible] e ! If a [illegible] e ge [illegible] he [illegible] g, [illegible] hi ca [illegible] ca e a f [illegible] c [illegible] a [illegible] d da age.

The [illegible] a [illegible] da d a [illegible] icab e i [illegible] each ca e (e.g. EN), [illegible] he c [illegible] - [illegible] ecific eg a [illegible] (e.g. VDE i [illegible] Ge a [illegible]), a [illegible] d [illegible] he eg a [illegible] f [illegible] he [illegible] ca [illegible] e [illegible] k [illegible] e a [illegible] be [illegible] b- e [illegible] ed.

Ob e [illegible] he [illegible] e a [illegible] g [illegible] age (ee [illegible] he [illegible] e [illegible] a [illegible] e)!

The [illegible] i [illegible] ha [illegible] e a [illegible] e c [illegible] e [illegible] ha [illegible] ch- e [illegible] he [illegible] a [illegible] d [illegible] ff de [illegible] e [illegible] di [illegible] g [illegible] he [illegible] e [illegible] f [illegible] he a [illegible] e . A [illegible] i [illegible] eg a [illegible] ed a a [illegible] e bee [illegible] if [illegible] he e i a a f [illegible] c [illegible] i [illegible], [illegible] e [illegible] if [illegible] hi i [illegible] e [illegible] a .

If [illegible] he [illegible] he hea [illegible], [illegible] he [illegible] c [illegible] d e [illegible] he i [illegible] di [illegible] g [illegible] he [illegible] a [illegible]. A [illegible] e [illegible] he [illegible] ha [illegible] ched [illegible] ff [illegible] he [illegible] e [illegible], [illegible] he ai [illegible] g bef [illegible] e e ed i [illegible] g [illegible] he fa [illegible], i [illegible] ce [illegible] he d [illegible] ice ca [illegible] ch i [illegible] e f [illegible] agai [illegible] a [illegible] a [illegible] ica if [illegible] he [illegible] e i [illegible] i c [illegible] ec [illegible] ed. A di ec [illegible] a f [illegible] c [illegible] e age i [illegible] ge [illegible] e a [illegible] ed.

Alternating current (AC) units

O [illegible] c [illegible] ec [illegible] he [illegible] e ec [illegible] ica [illegible] cke [illegible] ha [illegible] ha [illegible] bee [illegible] i [illegible] a ed [illegible] e i [illegible] a d [illegible], ab [illegible] he back [illegible] e [illegible] e , i [illegible] acc [illegible] da [illegible] ce i [illegible] h [illegible] he eg a [illegible] , a [illegible] d a e f [illegible] ed i [illegible] h a [illegible] ea [illegible] a 16 A (de a) f e.

Three-phase current units

F [illegible] he e ec [illegible] ica c [illegible] ec [illegible] f [illegible] he e age di [illegible] a [illegible] i [illegible], a f [illegible] e [illegible] e CEE [illegible] e [illegible] cke [illegible] i e [illegible] i ed. Thi [illegible] be [illegible] ca [illegible] ed i [illegible] a d [illegible] ab [illegible] he back [illegible] e [illegible] e (3/N/PE 230/400 V).

Attention! O [illegible] -b [illegible] f e [illegible] a [illegible] a [illegible] ic f e i [illegible] h C cha ac [illegible] e i [illegible] ic a e [illegible] be ed a [illegible] e-f e f [illegible] he [illegible] [illegible].

Installing the control unit (not compli 300)

O [illegible] e a [illegible] e [illegible] he c [illegible] i [illegible] d [illegible] ab [illegible] he back [illegible] e [illegible] e , a [illegible] d kee [illegible] he h [illegible] i [illegible] g c [illegible] ed a [illegible] a [illegible] i e . The c [illegible] i [illegible] be ea i acce ib e [illegible] e [illegible] ab e i [illegible] be checked a [illegible] i e. High h idi [illegible] a [illegible] d c [illegible] de [illegible] a [illegible] i [illegible] ca [illegible] de [illegible] he c [illegible] !

Switching levels

The i [illegible] ch- [illegible] a [illegible] d i [illegible] ch- [illegible] ff [illegible] i [illegible] ha [illegible] e bee [illegible] fac [illegible] e f [illegible] he [illegible] a [illegible] da d i [illegible] e heigh [illegible] f [illegible] he [illegible] a i [illegible] i [illegible].

If [illegible] e ec [illegible] a diffe e [illegible] i [illegible] e heigh [illegible], [illegible] he [illegible] edefi [illegible] e [illegible] he i [illegible] ch- [illegible] i [illegible] ([illegible] c [illegible] - [illegible] i 300) a [illegible] he i e back [illegible] e e a [illegible] c- c i [illegible] he i [illegible] e.

The [illegible] he i [illegible] chi [illegible] g [illegible] i [illegible] f [illegible] he a a (+2 c) a [illegible] d, i [illegible] he ca e [illegible] f d [illegible] e [illegible] i [illegible], [illegible] eak [illegible] ad (+4 c) a e [illegible] he [illegible] e e [illegible] a [illegible] a [illegible] ica b [illegible] he c [illegible] i [illegible].

Redefining the switch-on level (not compli 300)

Sh [illegible] d [illegible] he [illegible] e [illegible] e [illegible] a i a [illegible] d e [illegible] he Ma [illegible] a -0-A [illegible] a [illegible] ic i [illegible] ch [illegible] 0 [illegible] The i [illegible] ch- [illegible] i [illegible] ca [illegible] be adj [illegible] ed [illegible] a [illegible] he [illegible] a [illegible] a- [illegible] g e [illegible] a [illegible] K1 [illegible] d e [illegible] he igh [illegible] - ha [illegible] d ide i [illegible] he c [illegible] i [illegible]. Re [illegible] he [illegible] a [illegible] a e [illegible] c [illegible] e [illegible] f [illegible] he [illegible] d e [illegible] e [illegible] a i .

O [illegible] he a [illegible] a [illegible] g e [illegible] a [illegible] he e a e [illegible] h ee LED , abe ed P1, P2 a [illegible] d P3.

- P1 = Diag [illegible] i f [illegible] c [illegible] i [illegible]
- P2 [illegible] = Wa [illegible] e [illegible] e highe [illegible] ha [illegible] i [illegible] ch- i [illegible] g [illegible] ff heigh [illegible] b [illegible] i [illegible] e [illegible] ha [illegible] i [illegible] ch- i [illegible] g [illegible] heigh [illegible]
- P3 [illegible] = Wa [illegible] e [illegible] e ha eached i [illegible] ch- i [illegible] g [illegible] e [illegible]

Fi [illegible] he c [illegible] ec [illegible] i [illegible] cha be i [illegible] h a [illegible] e [illegible] e [illegible] he b [illegible] edge [illegible] f [illegible] he i [illegible] e [illegible] e [illegible] i [illegible] g. O [illegible] P2 h [illegible] d be i [illegible]. If P3 i a [illegible] i [illegible], a eadj [illegible] e [illegible] be ade.

T [illegible] he a adj [illegible] i [illegible] g c e be [illegible] ea [illegible] h P1, g [illegible] i [illegible] g i [illegible] e [illegible] f [illegible] c [illegible] ck i e. The [illegible] ake [illegible] he f [illegible] a [illegible] i [illegible] ch, b e ge i [illegible] be [illegible] he i [illegible] ch- [illegible] ff [illegible] i [illegible] i [illegible] he cha be a [illegible] d a [illegible] i [illegible] f [illegible] a [illegible] agai [illegible]. If P3 i [illegible] i [illegible], g [illegible] e [illegible] he ad- j [illegible] i [illegible] g c e a [illegible] he f [illegible] c [illegible] ck i e a [illegible] d b e ge [illegible] he f [illegible] a [illegible] i [illegible] ch agai [illegible].

Re [illegible] ea [illegible] hi [illegible] ced e [illegible] i P3 i [illegible] ge i [illegible], [illegible] he [illegible] he adj [illegible] i [illegible] g c e ca ef back i [illegible] he a [illegible] ic [illegible] ck i e di ec [illegible] i [illegible] i [illegible] he e ac [illegible] i [illegible] he e P3 igh [illegible] agai [illegible]. The i [illegible] ch- [illegible] i [illegible] ha [illegible] he [illegible] bee [illegible] e [illegible].

Alarm system

Ma f [illegible] c [illegible] i [illegible] e age a e g [illegible] e [illegible] b [illegible] h [illegible] i- ca a e a ac [illegible] ica . The [illegible] a [illegible] da d ai [illegible] -de [illegible] e [illegible] de [illegible] a a [illegible] e e [illegible] fa [illegible] i [illegible] he [illegible] (ed LED, [illegible] AD 00 [illegible] c [illegible] i 300). A [illegible] he a e [illegible] i e a b i [illegible] - i [illegible] ac [illegible] ic a a [illegible] d . Thi ac [illegible] ic ig [illegible] a ca [illegible] be [illegible] ed [illegible] ff b e ed i [illegible] g [illegible] he fa [illegible] b [illegible] a deac [illegible] i [illegible] g i [illegible].

If a [illegible] ac [illegible] ic ig [illegible] a [illegible] d be i [illegible] a [illegible] ia [illegible] e a [illegible] he i [illegible] a a [illegible] i [illegible] e i [illegible] e [illegible] i [illegible], a [illegible] a a ig [illegible] a ca [illegible] be e a ed [illegible] ia [illegible] he [illegible] e [illegible] ia -f ee c [illegible] ac [illegible] (e i [illegible] a 40 a [illegible] d 41) [illegible] he ci c i [illegible] b [illegible] a d (i [illegible] he [illegible] g i [illegible] he ca e [illegible] f c [illegible] i 300). The [illegible] e [illegible] ia -f ee c [illegible] ac [illegible] f [illegible] he ce [illegible] a i ed a a ca [illegible] be [illegible] aded i [illegible] h a a i [illegible] f 5 A / 250 VAC. The c [illegible] ac [illegible] e [illegible] af [illegible] e [illegible] he fa [illegible] ha bee [illegible] e edied.

Battery pack for alarm system (not compli 300)

The a a d [illegible] ice i ai [illegible] -de [illegible] e [illegible] de [illegible] i [illegible] i [illegible] a [illegible] da d [illegible] e i [illegible], i.e. i [illegible] i [illegible] ib e [illegible] ig- ge a high- a [illegible] e a a i [illegible] he [illegible] e [illegible] f a [illegible] - e fai e. T [illegible] e [illegible] ab e [illegible] he a a d [illegible] ice [illegible] k [illegible] e [illegible] if [illegible] he e i a [illegible] e fai e, a echa ge- ab e ba [illegible] e [illegible] ack [illegible] be ed. O [illegible] e [illegible] he [illegible] a [illegible] a e [illegible] c [illegible] e . C [illegible] ec [illegible] he ba [illegible] e [illegible] ack [illegible] he c [illegible] ec [illegible] i [illegible] c i [illegible], a [illegible] d e [illegible] he e i [illegible] g cab e [illegible] ie [illegible] a [illegible] ach i [illegible] he i [illegible] e [illegible] ded [illegible] i [illegible] (G1) [illegible] he PCB. The ba [illegible] e [illegible] ack ca [illegible] - [illegible] he a a [illegible] e i [illegible] h [illegible] e f [illegible] ab [illegible] 1 h [illegible] i [illegible] ca e [illegible] f [illegible] e a [illegible] e [illegible] a a .

A [illegible] e e [illegible] f [illegible] he ai [illegible] age, [illegible] he ba [illegible] e [illegible] ack i cha ged agai [illegible] a [illegible] a [illegible] ica . A [illegible] e [illegible] ba [illegible] e i ead f [illegible] e a [illegible] i [illegible] hi [illegible] a [illegible] . 24 h [illegible] . I [illegible] i f cha ged af [illegible] e ab [illegible] 100 h [illegible] .

Check [illegible] he f [illegible] c [illegible] i [illegible] f [illegible] he ba [illegible] e [illegible] ack a [illegible] eg a i [illegible] e [illegible] a ! T [illegible] d [illegible] , di c [illegible] ec [illegible] he [illegible] i [illegible] f [illegible] he ai [illegible] a [illegible] d [illegible] igge a high- a [illegible] e a a . The [illegible] e [illegible] f [illegible] he ac [illegible] ic ig [illegible] a [illegible] bec [illegible] e ig [illegible] ifica [illegible] ie [illegible] e a [illegible] e i [illegible] d [illegible] f [illegible] e a i [illegible] e . The [illegible] e [illegible] ice ife i ab [illegible] 5 ea . N [illegible] e [illegible] he i [illegible] e [illegible] i [illegible] da [illegible] e [illegible] he ba [illegible] e [illegible] ack a [illegible] d af [illegible] e f [illegible] e ea [illegible] he ba [illegible] e [illegible] ack h [illegible] d be e [illegible] aced a a [illegible] eca [illegible] i [illegible] a ea e.

O [illegible] e a 9V echa geab e ba [illegible] e ! If d -ce ba [illegible] e ie a e ed [illegible] he e i a da [illegible] ge [illegible] f e [illegible] i [illegible] !

Time meter

A [illegible] i [illegible] a [illegible] i e e [illegible] e ca [illegible] be f [illegible] ed i [illegible] he c [illegible] i [illegible] ([illegible] c [illegible] i 300). T [illegible] d [illegible] , h [illegible] e [illegible] he c [illegible] ec [illegible] i [illegible] f [illegible] he [illegible] i e e [illegible] e [illegible] a [illegible] . 8 a [illegible] d i [illegible] e [illegible] he i [illegible] he f [illegible] cke [illegible] a [illegible] ca [illegible] i [illegible] BSZ [illegible] he [illegible] i [illegible] ed ci c i [illegible] b [illegible] a d. If [illegible] he e i [illegible] i e e [illegible] e i [illegible] dica [illegible] i [illegible] af [illegible] e i [illegible] chi [illegible] g [illegible] he [illegible] i [illegible] agai [illegible], [illegible] a [illegible] e [illegible] he [illegible] i e e [illegible] e [illegible] h [illegible] gh 180 [illegible].

Shutting down the internal alarm buzzer

N [illegible] c [illegible] i 300. Re [illegible] e [illegible] he ea ed j [illegible] e (BRX/BRX1). T [illegible] e [illegible] e [illegible] he j [illegible] e f [illegible] ge [illegible] - [illegible] g [illegible] , a [illegible] ach i [illegible] a [illegible] i [illegible] f [illegible] he [illegible] - [illegible] e [illegible] i [illegible] c [illegible] ec [illegible] .

External alarm buzzer (accessory)

O [illegible] e [illegible] he [illegible] a [illegible] a e [illegible] c [illegible] e [illegible] he c [illegible] i [illegible].

A [illegible] addi [illegible] i [illegible] a e [illegible] a [illegible] e ac [illegible] ic 12 VDC ig- [illegible] a [illegible] a [illegible] i [illegible] e i [illegible] h a c e [illegible] c [illegible] i [illegible] f [illegible] e [illegible] ha [illegible] 30 A ca [illegible] be c [illegible] ec [illegible] ed [illegible] e i [illegible] a S+ [illegible] a [illegible] d S- [illegible] The i [illegible] e [illegible] a a a b e ca [illegible] ei [illegible] he be i [illegible] ched [illegible] ff.

l.4 he ca e 4f c4 v i 300, a ai.4 -i.4de v e.4-de.4 a a de ice ca.4 be fi ed a a.4 acce - 4 . The e i a 4 4 i.4g ba e 44 he a.4k f4 hi v v.4 e.

In the case of duplex units: External 230V~ flashing light or warning light (accessory)

C444ec a 230V a v (1 A a .) .4 e i.4a N a.4d 41.

La a.4 i.4 a ed i e b idge f.4 e i.4a U .4 e i.4a 40. The e ec ic ci c i i v 4- ec ed b F1.

Se J v e BRX2 a f4 4 :
F a hi.4g igh i h BRX2
(C44 i.4 4 ===)
Wa i.4g igh i h BRX2
(F a hi.4g (_ _)

OPERATION

Test run and functional check

1. O e.4 he ai.4 e.4a.4ce c e 4f he a.4k.
2. O e.4 he h -4ff a e i.4 he i.4 e a.4d he v e v e.
3. C444ec he i.4 4 he v 4 e v a.4d 4b e e he i.4dica i.44 f4 he 4 a.4g fie d di ec i.44.
4. Fi he a.4k v .4 he ch-44 e .
5. The v v i 44 ch 44 a.4d e v he a.4k. Ob e e he v v i.4g v ce h 4 gh he ai.4 e.4a.4ce v e i.4g.
6. Li he f.4a 4f he e c4 4 e 4 b ha.4d 4i i ab e he ch-44 v i.4 a.4d h d i he e i he a a i igge ed.
7. The c 4 e he ai.4 e.4a.4ce v e i.4g h he c e a.4d ea .
8. Check.4 e.4 e ha. he a.4k, fi i.4g a.4d v e a e a e igh, b ca i.4g 4 e- e a ich i.4g 4 .

Automatic operation

A .4 a ic v e a i.44 i he 44 a v e a i.4g 4de 4f he 4i . The 4cke ch be e .4 .A .4 a ic . The i eg a ed e c4 - .4 e che he v v 44 a.4d 4ff de e.4d-i.4g 44 he a e e i.4 he he .a.4k. A g ee.4 LED igh v he.4 he v v i v e a i.4g (i.4 he ca e 4f c4 v i 300 he.4 i i ead f4 v e a i.44).

Attention! If 4 a a ge a.4 ie 4f a e a e f.4 i.4 .4 he 4i (e.g. he.4 a v 44 i d ai.4ed), v a ia c 4 e he h -4ff e a e he i.4 e .4 i he 4i ca.4 v e a e 44 a agai.4, ich i.4g 44 a.4d 4ff, (4 v i.4g c4 i.4 4 , i.4ce hi c4 d e - hea. he v v 4).

Manual operation

Se he 4cke ch .4 . Ha.4d . The v v i 44 v e a e v e a.4e.4 a.4d i.4de e.4-de.4 4f he a e a e e . The v v i.4g 4 v e a i.44 h d he ef4 e be 4b e ed h 4 gh he ai.4 e.4a.4ce v e i.4g.

Shutting down

Se he 4cke ch .4 . OF Thi h d 4 4 he v v. The a a e e ai.4 ead f4 v e a i.44.

D4 44 e he v 4 i.44 . OF 4f he e ec.4 ch f4 e v ai a.4d ai.4 e.4a.4ce 4 k 44 he c4 4 a.4d v v, b a a v g he i f4 he ai.4 .

Inspection

T4 ai.4 ai.4 v e a i.44a e iabi i , ca .4 a i a i.4 v ec i.44 4f he i , i.4c di.4g he v v e c444ec i.44 , 44ce a 44 h.

MAINTENANCE

We ec4 e.4d ha. 4 e ice he e v e.4 i.4 acc4 da.4ce ih EN 12056-4.

T4 e.4 e c44 i.4 ed e iabi i 4f e ice, e ec4 e.4d ha. 4 ake 4 a e ice c44- ac .

The ai.4 e.4a.4ce 4f he e age if i.4g a i.44 a.4d ai.4 e.4a.4ce ea e a e ca ied 4 b v e- cia i a i.4 e a 4f 3 44 h i.4 c4 e - cia v e i e , i-fa i h4 e i.4 6 44 h 4 12 44 h i.4 fa i h4 e .

Bef4 e ca i.4g 4 a.4 4 k : di - c444ec he v v a.4d he c4 4 f4 he ai.4 a.4d ake e v .4 e. ha i ca444 be e gi ed agai.4.

Check he cab e f4 echa.4ica 4 che ica da age. A da aged 4 ki.4ked cab e be e v aced.

We ec4 e.4d ha he f4 4 i.4g 4 k be i.4c ded i.4 he e ice:

1. Check he c444ec i.44 v 4i.4 f4 a e - igh.4e a.4d i.4 v ec he a ea - 4 4di.4g he 4i a.4d he fi .4g .
2. O e a e he h -4ff a.4d check ha. he e ea i . Adj .4d g ea e he if4ece a .
3. O e.4 a.4d c ea.4 he i.4g- v e check a e; check he ea. a.4d ba a e)
4. C ea.4 he v v a.4d he v e he e he c444ec .4 he 4i ; check he i e e a.4d he bea i.4g .

W4 4 i e e ca.4 ha e ha edge .

5. Oi check. If 4ece a .4 v v 4 cha.4ge 4i (if 4i cha be ai ab e).
6. C ea.4 he i.4 ide 4f he .a.4k (a 4ece a , 4 if e ecia e i ed); e e a.4 g ea e, f4 e a e.
7. Check he c44di i.44 4f he c4 ec i.4g .a.4k.
8. F h he e h 4 gh ih a e 44ce e e 2 ea .
9. I.4 ec he e ec ica ec i.44 4f he 4i . The c4 4 4i i e f i ai.4 e.4a.4ce- f ee, b if a echa geab e ba e i fi - ed, he.4 i h4 d be checked eg a .4 e.4 e ha i i.4 g44d 4 ki.4g 4 de . T4 d4 4, 4 g he i f he ai.4 a.4d if he f4a. 4f he e e c44 4 e 4 b ha.4d a.4d h4 d i he e 4i he a a i igge ed. I.4 addi i.44, c ea.4 he f4a. if 4ece a .

Whe.4 a he e ici.4g a k ha e bee.4 v e - f4 ed, ca .4 a e e a.4d he.4 v he 4i back i.4 4 4 v e a i.44. The e ice be d4c e.4 ed, gi i.4g de ai 4f he i v .4 a.4 da a a.4d 4f a he a k ca ied 4 .

Oil check

(O.4 a v ie f4 4i 08/2, 25/2 a.4d 35/2). Fi .4f a , 4 c e he he ag44 c e 4 A e.4 c e a 4 .4d he v a.4d if he v a.4d i v e e 4ff he a.4k. The d ai.4 v g i abe ed . I.4 4 de .4 check he echa.4ica ea , he 4i , i.4c di.4g a.4 e i- d e, be d ai.4ed f4 he 4i e e i.4 a.4d c4 ec i.4 a c ea.4 ea i.4g c4 ai.4e .

If he 4i i c4 a i.4a ed ih a e (i k), a.4 4i cha.4ge be ca ied 4 . Check agai.4 af e a f he 300 4 v - e a i.4g h4 , b a he e a e af e 6 44 h !
H4 e e , if he 4i i c4 a i.4a ed ih b4 h a e a.4d v 4 a.4 , he.4 44 44 he 4i be e v aced, b he echa.4- ica ea a e .

F4 44i .4 i.4g he 4i e e i , i a 4 v 4 ib e.4 e 4f i he e ec .4de 4f 4 DKG ea eak de ec 4 i.4 v ace 4f he . DKG ea - i.4g c e .

Changing the oil

(O.4 a v ie f4 4i 08/2, 25/2 a.4d 35/2). T4 e.4 e 4 v e a i.44a iabi i , he fi 4i cha.4ge h4 d be ca ied 4 af e 300 4 v e - a i.4g h4 , ih f he 4i cha.4ge ca ied 4 af e e e 1000 4 v e a i.4g h4 .

If he 4 be 4f 4 v e a i.4g h4 i e 4 , a.4 4i cha.4ge h4 d i be ca ied 4 a ea 44ce a ea .

If a e a e ih 44g ab a e c44- i e.4 i bei.4g v ed, he 4i cha.4ge h4 d be ca ied 4 a c4 e v 44di.4g h4 e i.4 e a .

U e HLP h d a ic i.4e a 4i e c4 i ca 22 .4 46, e.g. M4bi DTE 22, DTE 24, DTE 25, .4 e v ace he.4i i.4 he 4i e e i .

The a.4 i 4f 4i e ied i 380 c f4 he M iC v v UC 08/2 M a.4d UC 25/2 M, a.4d 1000 f4 he M iF ee v v UC 25/2 BW a.4d 35/2 BW.

The 4i e e i a 44 be fi ed ih he v ecified a.4 i 4f 4i . Q e fi i.4g i e 4 i.4 he v v bei.4g e.4de ed i.44 e ab e.

Checking the cutting clearance

O.4 f4 v v ih c i.4g e . The h4 i.4g c e f4 he v v, a.4d he c44- 4ec i.4g a.4d fi i.4g c e 4f he i.4 a a i.44 be checked .4 e.4 e he a e fi ed e- c e . The h4 d be igh e.4ed if 4ece a .

If he v v e f4 a.4ce dec ea e , 4 if

dec ea e [he ▾ ▾ ▾e4d ▾4 bec4 e b 4cked), ▾he i ▾e e a4d c ▾▾i4g ▾e ▾ be checked f4 ea b a4 e▾e▾ a4d e▾ aced if 4ece a .

U i4g a [ab e▾44, e.g. fee e ga ge,▾he c ▾▾i4g c ea a4ce be▾ ee4 ▾he c ▾▾i4g 4-▾4 a4d▾he c ▾▾i4g▾ a▾e ca4 be ea ed. A c ▾▾i4g c ea a4ce 4f 4[e 0.2 ▾ be ed ced.

Adjustment of the cutting clearance

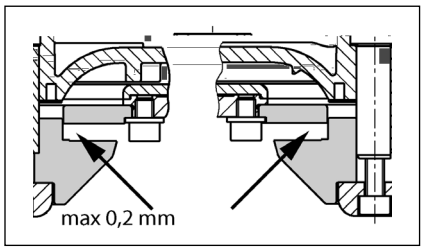

1. B 4ck▾he c ▾▾i4g 4▾4 [h a▾iece 4f 44d a4d 4 c e ▾he ce4▾ a he ag44 4cke▾ c e .

2. Take 4ff▾he c4 ▾ e i44▾iece,▾he c ▾▾i4g 4▾4 a4d a4 adj ▾i4g a he a4d▾he4 a▾-▾ach▾he c4 ▾ e i44▾iece a4d▾he c ▾▾i4g 4▾4 agai4.

3. B 4ck▾he c ▾▾i4g 4▾4 a4d▾igh▾e4 agai4 [h▾he he ag44 4cke▾ c e [igh▾e4i4g ▾4 ▾ e 8 N).

4. Check▾he f eed4 4f [e e4▾ 4f▾he c ▾▾i4g 4▾4 a4d▾he c ▾▾i4g c ea a4ce agai4 (a . 0.2).

If▾he c ▾▾i4g c ea a4ce i ▾i ▾44 big, a f -▾he adj ▾i4g a he ▾ be e [e4ed. S▾e▾ 1-4 ▾ be e▾ea▾ed.

QUICK TIPS FOR REMEDYING FAULTS

The unit isn't working

Check▾he ai4 [u44▾age,▾he f e a4d▾he g 4 4d fa ▾ ci c [i4▾e ▾▾e . Re▾ ace defec▾[e f e 44 [h f e [h▾he a e 44 i4a[ua e! If▾he f e▾ igge agai4, ca a▾ a ified e ec▾ icia4 4 4 c ▾4 e ▾▾▾4▾ e[ice.
The i4▾e 4a 2 A g a ▾ be f e (de a) f4 ▾he 230/12V c44▾ 4 ▾ a4 f4 e ,▾he 4-▾4 c44▾ ac▾ a4d▾he 230V AC▾4 e ▾▾-▾ a e fa ▾ . Re▾ ace defec▾[e f e 44 [h f e [h▾he a e 44 i4a[ua e!
If▾he ai4 cab e i da aged, [a 44 be e▾ aced b ▾he a4 fac▾ e .
If▾he f 4a▾ [ch i 4b▾ ▾ed, c 4 e▾he i4 e▾ h ▾-4ff[ua[e, 4▾e4▾he ai4▾e4a4ce c4[e a4d c ea ▾he b 4ckage.

If the alarm is triggered and the unit does not work:

The▾he 4 ▾a▾ i4▾he 4▾4 i4di4g a ha[e [ched 4ff▾he ▾e beca e▾he ▾▾ i 4b▾ ▾ed. I4▾hi ca e, c 4 e ▾he h ▾-4ff[ua[e a▾ he i4 e▾, d ai4▾he ▾a4k,▾▾ 4 ▾▾he ai4 ▾ g, e [e▾e▾he ▾▾ 4d e, a4d c ea ▾he b 4ckage.

Decreased pumping performance

Check▾ha▾▾he h ▾-4ff[ua[e i4▾he▾ e - e▾▾e i f 4▾e4.
If▾he▾ e e▾▾e i b 4cked, f h a▾e ▾h 4 gh▾he▾ e e▾▾e▾4 c ea [.
If▾he 4444- e▾ 4[ua[e i b 4cked, e ▾▾ ▾he▾ e e▾▾e a4d c ea4▾he 4444- e▾ 4[ua[e.
If▾he[e4i a i44 ▾e i b 4cked, c ea4 ▾he[e4i a i44 h4 e▾ha▾ ead f 4 ▾he ▾▾ ▾a4k a4d check▾he d i ed h4 e .
If▾he 4i▾ 4 k 44 a he4 i▾a▾ ▾▾i4g, b ▾ bec4 e [e 4 d▾4 a d ▾he e4d,▾he4 a ▾ a ified e ec▾ icia4 ▾ edefi4e▾he [ch-4ff▾4i4▾ i4▾he c44-▾ 4 4i▾.

Indicator "Drehfeld falsch" (Wrong rotating field) lights up

Mai4 ▾ha e e▾ e4ce i 44g 4 ▾ha e i ab e4▾ -▾h ▾ 4 e 4 ab e4▾ ▾▾ de[e . The ai4 c4444ec▾i444 ▾ be c4 ec▾ed b a ▾ a ified e ec▾ icia4 444 .

Indicator "Störung Pumpe" (Pump failure) lights up (not compli 300)

The▾▾ ▾ i ▾▾ 4ec▾ed b a4 i4▾eg a▾ed ci - c [b eake hich [che 4ff▾he▾ ▾▾ if [4[e 4ad 4 if▾he e i a4 e ec▾ ic 4▾4 fa ▾. Af▾e ▾hi ha bee4▾ igge ed,▾he c444 4 4i▾ ha▾4 be 4▾e4ed b a ▾ a i-fied e ec▾ icia4 i4 4 de▾4▾ e ▾he▾e▾ e▾ b ▾▾44.

Indicator "Hochwasser" (High water) lights up (not compli 300)

Wa▾e [e i4▾he▾a4k▾44 high beca e 4f 4 ▾▾ ▾▾ f4 a▾e4 e ce [e i4f 4 . Re 4[e a4 4b▾ ▾ed i44 i4▾he▾▾ ▾▾ 4 ▾▾ e ▾▾▾i▾e a4d/4 e i i4a▾e▾he e ce - [e i4f 4 .

LED P1 on the analogue evaluator is permanently lit up (not compli 300)

The e i a fa ▾ i4▾he [e 44i▾4 i4g. Ca 4 c ▾4 e ▾▾▾4▾ e[ice.
The e i 44 a▾e ef▾i4▾he▾a4k. Fi [h a a a 4 4▾ 4f a▾e .
N4▾e: If▾he LED igh▾ ▾▾ b ief af▾e▾he ▾▾ ▾i4g 4▾e a▾i44,▾hi i 44▾ a ig4 4f a a f 4c▾i44.

Pump "snores" and does not switch itself off (not compli 300)

The [ch-4ff▾4i4▾ 4f▾he 4i▾ i ▾44 4 .

U4 c e ▾he▾h ee fi i4g c e 44▾he [e-e 44i▾4 i4g a▾ he f 44▾ 4f▾he c4 ec▾i4g ▾a4k. B ca ef 4▾a▾i4g i▾ ▾4▾he igh▾▾he [ch-4ff▾4i4▾ ca4 be e▾ ▾4 a highe [e . Re▾igh▾e4▾he c e . The [ch-4ff [e i eached d i4g▾ ▾▾i4g he4▾he LED2 g4e 4ff.

Attention! [a a 4 be 4ece a ▾4 e-adj ▾ ▾he [ch-44 [e [▾ ea e efe ▾4 ▾he ec▾i44 . Redefi4i4g▾he [ch-44 [e E).

N4▾e: If▾he 44 a 44 i4g 44i e i ▾▾e-ce[ed a i4▾ [u e,▾he [ch-4ff▾4i4▾ ca4 a 4 be e▾ ▾4 a highe [e i4▾hi a .

CONSIGNES DE SÉCURITÉ

ATTENTION!

Qualification du personnel

Travailler en étant soucieux de la sécurité

Consignes de sécurité pour l'exploitant/ l'utilisateur

Consignes de sécurité pour le montage, les travaux d'inspection et de maintenance

Transformation et fabrication de pièces détachées sans concertation préalable

Formes de service interdites

Consignes concernant la prévention des accidents

UTILISATION

Le v4ge de e ctage v4 aji e f ca e c4 vi ji b a4che 44 ace ifica i44 LGA 4de de c44 c i44 e c44tie4.4e4 a e ctage de ea e e4v 4e4a4ce de ji ie e i44i ai4 i e de ea e d4 e i e a ec e i v e habi e'e . Le c4 ec e 44 b e ibe a ec 4e ha e a . de 2 CE e 4e d e de 7 j4 a v .

L 4i de c4 a4de 4e va b e ibe ai e v 4 g e c44 e e v 4jec i44 d ea e 44 IP'44.

P4 4e i4 a ai44 ge e4 ai e e 4e ii ai44 c44f4 e, 4i de c4 a4de v44d a e ige4ce de v 4ec i44 de a di ec ive EMC 2014/30/EU e c44tie4 , 4e i4 e ive4 i44 e4 habi a i4d id e a ec 4e c444e i44 e ea ec i e v b ic. E4 ca de b a4che e4 , 4 ea i4d ie a ei4 d 4e e v 4i ai44 i4d ie e a ec 4e a i e4 ai44 ec i e e4 v 4ve4a4ce d 4 v 4 e a f4 a e ha e e4 i44, i fa a e4d e, e4 e-a e , 4e i a4ce de v e ba i44 i4 ffi a4e.

L4 de ii ai44 de v4 e , i e 4 ce - ai e d 4b e ive e diff e4 e 4i 4ai4- 4ae , e di ec ive ai4 i e e di v4 i- i44 4ca e , c4 e a e .

- Le v4 e de e ctage de ea e v4 a ai4i e e4 de e ai4 e de b i e4 v a e . e4 E 4 e EN 12050 e 12056)
- La a i ai44 di4 a ai44 , ba e e4- i44 v a e . e4 A e ag4e VDE 0100)
- S c i e v e e4 v a e . e4 A e- ag4e a g e e4 ai44 a c i da4 e e4 e v i e "Be SichV" e BGR 500)
- S c i da4 e v4 e de ech4i e d ea e (v a e . e4 A e ag4e GUV-V C5, GUV-R 104, GUV-R 126)
- I4 a ai44 ec i e e a ie v a e . e4 A e ag4e GUV-V A3)
- P ec i44 a id f ag a e EN 60079-0, EN 60079-1, EN 60079-14, EN 60079-17 e EN 1127-1

Contenu de la livraison

- C4 ec e a ec v4 ve( ) e b ide de e- age v4 a e e
- R d c e DN 150 / DN 100 v4 c4 vi 500 e 1000
- Ma4ch44 c4 i a e v4 a ai44 (c4 - vi 1200 j44c i44 a i e a ec c4 ie)
- B ide de acc4 de e e v4 a c44d i e de ef4 e e
- J44c i44 a i e a ec c4 ie v4 a c44d i e de ef e e
- J4i ( ) e b ( ) v4 a v4 ve a- 4 e e, dia h ag e 4 a e e v - e ai e DN50
- Ma ie de fi ai44 v4 e c4 ec e
- C a e a i- e v4 a c44d i e de e- f4 e e (c4 vi 300, 500, 1000 e 1200)
- U4i de c4 a4de v a c4 vi 300)

Mode de fonctionnement : Service discontinu S3, cf. caractéristiques techniques

INSTALLATION

Le v4 e de e ctage d4i e 44 a ec 4e v 4 ec i44 c44 e e v4 e ' e i- ca e ai4 i e4v4 e ib e. l e 4 ce ai e de v i4 e v ace de a ai de 60 c i4. e4 a ge e e4 ha e a 4 e a -de de 4 e e v ce , i i e e , e4 e e i .

A ai44 : e c44d i da ai44 d4i e di i- g a -de d 4i ea ' d 4i .

A e4 e : i fa v ace da4 a e4 e 4e a 4é v4 ea e a a4 ec e .

C44d i e de ef4 e e4 : i fa v ace 4e a e a 4e v4 ea e da4 a c44d i e de ef4 e e4 de e ca e a i- e4 . Si ec a e a i- e4 4e v a f4 4i da4 a ji ai 44 d v4 e, i e 4 - ce ai e de 44e ici 4 ca e de e e4 e ce ifi EN.

La c44d i e de ef4 e e4 d4i e di ig e a ec 4e b4 c e a -de d 4i ea de e- e4 e fi ca e e4 .

I fa v ji 4i 4v i a dde v4 v e v4 a - ai4i é e4 d 4ca di4 a ai44.

ATTENTION ! T4 e e i , i e e4 , fi e e diff e4 e v ice e c4 ec e , d4i e4 4i e e4 e e e a ec 4 c4 v e de e age a . de 6 N .

Montage du collecteur

Fe e a a4e de da4 a e4 e (acce - 4i e) afi4 d e v che 4e i4 ' i44 d ea v e4da4 e 44 age.

compli 300. Pe ce e ba e a 4i ea d a age a e4 e 4 hai e DN 100 e

Compteur horaire

Arrêter le vibreur sonore interne

Vibreur sonore externe (accessoire)

Pour les postes doubles : Voyant lumineux ou voyant d'alarme externe 230 V~ (accessoire)

FONCTIONNEMENT

Marche d'essai et contrôle du fonctionnement

Fonctionnement automatique

ATTENTION !

Fonctionnement manuel

Arrêter

Inspection

MAINTENANCE

EN 12056-4.

Contrôle de l'huile

[illegible]

Si [illegible] 300 [illegible] de [illegible] 6 [illegible] !
Si [illegible] de [illegible] "DKG" [illegible] "DKG".

Changement de l'huile

([illegible] 08/2, 25/2 [illegible] 35/2) [illegible] 300 [illegible] de 1000 [illegible] de [illegible] 0,2 [illegible] 4.

Si [illegible] HLP [illegible] 22, 46 [illegible] DTE 22, DTE 24, DTE 25.

La [illegible] de 380 [illegible] 08/2 [illegible] 25/2 [illegible] de 1000 [illegible] 25/2 BW [illegible] 35/2 BW.

La [illegible]

Contrôle du jeu de coupe

([illegible]).

[illegible]

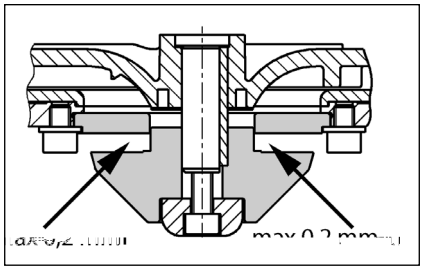

Réglage du jeu de coupe

([illegible])

1. [illegible]

2. [illegible]

3. [illegible] (c [illegible] 8 N).

4. [illegible] 0,2 [illegible].

Si [illegible] 4.

PETITE AIDE AU DÉPANNAGE

Le pompe ne tourne pas

[illegible] 230/12 V, [illegible] 230 V [illegible]

Le poste ne fonctionne pas, signal d'alarme

[illegible]

Rendement de refoulement diminué

[illegible] 300) [illegible]

L'affichage indique "Drehfeld falsch" (rotation du champ incorrecte, uniquement courant triphasé)

[illegible]

L'affichage indique "Störung Pumpe" (Défaillance Pompe, pas compli 300)

[illegible]

L'affichage montre "Hochwasser" (Niveau trop haut des eaux usées, pas compli 300)

[illegible]

La diode P1 sur le module de contrôle analogue s'allume en continu (pas compli 300)

[illegible]

La pompe fait du bruit et ne s'arrête pas (pas compli 300)

[illegible]

ATTENTION ! [illegible] (cf. "[illegible]").

VEILIGHEIDSTIPS

ATTENTIE!

Personeelskwalificatie

Veilig werken

Veiligheidsinstructies voor de gebruiker/eigenaar

Veiligheidsinstructies voor montage, inspectie en onderhoudswerkzaamheden

Eigenmachtige modificaties en vervaardiging van onderdelen

Oneigenlijk gebruik

Aanwijzingen voor het voorkomen van ongevallen

GEBRUIK FECALIËN-POMPINSTALLATIES

De ka[illegible]-e[illegible]-k a e c[illegible] v i-feca i. [illegible] v i[illegible]-[illegible]a a[illegible]ie ij[illegible] c[illegible]f[illegible] de LGA-[illegible] v eke i[illegible]g ge[illegible]e [illegible] e[illegible] ge chik[illegible][illegible] he[illegible] v[illegible] v e[illegible][illegible]a[illegible] af-[illegible]a a[illegible]e [illegible][illegible]i e[illegible]e[illegible] i[illegible]i , [illegible]e[illegible]a [illegible]a[illegible] h i h[illegible] de ijk a[illegible]a a[illegible]e e[illegible] de geb ike-ijke[illegible][illegible]egi[illegible]ge[illegible].

De[illegible]a[illegible]k k [illegible]e[illegible] [illegible]de a[illegible]e [illegible]aa[illegible] e[illegible] ee[illegible] a . h[illegible]g[illegible][illegible]a[illegible] 2 WS e[illegible] ee[illegible] a i a e v e i[illegible]de[illegible]a[illegible] 7 dage[illegible].

De ege aa ag [illegible]ie[illegible] [illegible]de a[illegible]e [illegible]aa, aa i be[illegible]a[illegible]d [illegible]ege[illegible] v a[illegible]e c[illegible]f[illegible] IP 44.

I[illegible]die[illegible] ge[illegible]a ee d [illegible]a [illegible][illegible] ge ch [illegible][illegible] e[illegible] bij j i [illegible] geb ik,[illegible][illegible] d[illegible]e de ege aa aa[illegible] de be che i[illegible]g ei e[illegible][illegible]a[illegible] de EMC- ich-ij[illegible] 2014/30/EU e[illegible] i ge chik[illegible][illegible] geb ik i[illegible] h i e[illegible] aa[illegible] i[illegible]g [illegible] he[illegible] [illegible]e[illegible]ba e e ek ici[illegible]ei[illegible]e[illegible]. Bij aa[illegible] i[illegible]g [illegible] ee[illegible] i[illegible]-d [illegible] iee [illegible]e e k i[illegible] ee[illegible] i[illegible]d [illegible] iee bed ijf e[illegible] ee[illegible] [illegible] [illegible][illegible] ie[illegible]i[illegible]g [illegible]a eige[illegible] h[illegible]g v a[illegible][illegible]i[illegible]g [illegible] a[illegible] f[illegible] a[illegible], [illegible]e[illegible] [illegible]de be v aa de [illegible] [illegible] a[illegible]dighede[illegible] e[illegible] ee[illegible] ech e be[illegible]e[illegible]digheid[illegible]ege[illegible] [illegible] i[illegible]ge[illegible] eke[illegible]i[illegible]g [illegible]-de[illegible] geh[illegible] de[illegible].

Bij geb ik[illegible][illegible]a[illegible] de i[illegible] a[illegible]ie [illegible]e[illegible] de e v ec[illegible]e[illegible]a[illegible]i[illegible]a e e[illegible]e[illegible],[illegible][illegible] ch if[illegible]e[illegible] e[illegible] de ge ee[illegible]e ijke be v a i[illegible]ge[illegible] [illegible] de[illegible] [illegible]a-ge eefd, [illegible]a bi[illegible][illegible] bee d

- P[illegible] v i[illegible] [illegible]a[illegible]ie [illegible][illegible] a[illegible]e [illegible][illegible]a[illegible] ge-b[illegible] e[illegible] e[illegible] [illegible]e ei[illegible]e[illegible] (bi[illegible][illegible] bee d i[illegible] E-[illegible] v a EN 12050 e[illegible] 12056)
- I[illegible] [illegible]a[illegible]ie [illegible][illegible]a[illegible] aag v a[illegible][illegible]i[illegible]g i[illegible] [illegible]a a[illegible]ie (bi[illegible][illegible] bee d i[illegible] D i[illegible] a[illegible]d VDE 0100)
- Vei igheid e[illegible] a beid idde e[illegible] (bi[illegible][illegible]-bee d i[illegible] D i[illegible] a[illegible]d Be[illegible] SichV e[illegible] BGR 500)
- Vei igheid i[illegible] he[illegible] a[illegible]e [illegible][illegible]a[illegible]ie (bi[illegible][illegible] i[illegible] D i[illegible] a[illegible]d GUV-V C5, GUV-R 104, GUV-R 126)
- E ek[illegible] i che i[illegible] [illegible]a a[illegible]ie e[illegible] v [illegible]d c[illegible]ie id-de e[illegible] (bi[illegible][illegible] bee d i[illegible] D i[illegible] a[illegible]d GUV-V A3)
- E v [illegible] iebe[illegible]ei igi[illegible]g c[illegible]f[illegible] EN 60079-0, EN 60079-1, EN 60079-14, EN 60079-17 e[illegible] EN 1127-1

Leveringspakket

- Ta[illegible]k e[illegible] v [illegible] v (e[illegible]) e[illegible] k e f e[illegible] [illegible][illegible] de i[illegible] aa[illegible]
- Ve [illegible]v [illegible] k DN 150 / DN 100[illegible][illegible] c[illegible] v i 500 e[illegible] 1000
- Q[illegible]e ch if [illegible]f [illegible][illegible] [illegible]e[illegible]i a[illegible]ie (c[illegible] v i 1200 e a [illegible] che[illegible]e bi[illegible]di[illegible]ge[illegible] e[illegible] be[illegible]e-[illegible]igi[illegible]g i[illegible]ge[illegible])
- Aa[illegible] i[illegible] f e[illegible] [illegible][illegible] de d k eidi[illegible]g e a [illegible] che[illegible]e bi[illegible]di[illegible]g e[illegible] be[illegible]e [illegible]igi[illegible]g -i[illegible]ge[illegible][illegible][illegible] de d k eidi[illegible]g
- S[illegible]eekafdich[illegible]i[illegible]g(e[illegible]) [illegible][illegible] de ha[illegible]d e-b aa[illegible]v [illegible] v [illegible]f e [illegible] a i[illegible] aa[illegible] DN 50
- Be[illegible]e [illegible]igi[illegible]g a[illegible]e iaa[illegible][illegible] de[illegible]a[illegible]k
- Te g agk e v[illegible][illegible] de d k eidi[illegible]g (c[illegible] v i 300, 500, 1000 e[illegible] 1200)
- Rege aa (i[illegible] bij de c[illegible] v i 300)

Gebruikswijze: intermitterend bedrijf S3, zie technische gegevens

INBOUW

De v [illegible] v i[illegible] [illegible]a a[illegible]ie [illegible]e[illegible][illegible] ij [illegible]aa[illegible]d [illegible] de[illegible] ge[illegible] [illegible]a ee d e[illegible] [illegible]da[illegible]ig da[illegible] [illegible]v aa [illegible] e d k i gega a[illegible]dee d. Naa [illegible] e[illegible] b[illegible]e[illegible] a e [illegible]e [illegible][illegible]-de h[illegible] de[illegible] [illegible]de de e[illegible] [illegible]e[illegible] e k i [illegible]e [illegible][illegible]a[illegible] e[illegible] i[illegible] [illegible]e 60 c i[illegible] de b eed [illegible]e [illegible]f h[illegible][illegible]g e aa[illegible] e ig ij[illegible].

Ve[illegible]i a[illegible]ie: de[illegible][illegible]e[illegible] i a[illegible]ie eidi[illegible]g [illegible]e[illegible] [illegible]e he[illegible] dak [illegible] de[illegible] ge eid.

I[illegible] aa[illegible]: I[illegible] de i[illegible] aa[illegible][illegible] de[illegible]a[illegible]k [illegible]e[illegible] ee[illegible] af-[illegible]a a[illegible]e ch ifaf [illegible]e ij[illegible] aa[illegible]geb ach[illegible].

D k eidi[illegible]g: Ach[illegible]e de[illegible]e g agk e v i[illegible] de d k eidi[illegible]g [illegible]e[illegible] [illegible] g ee[illegible] a[illegible]a a[illegible]e ch if-af [illegible]e ij[illegible] aa[illegible]geb ach[illegible]. W[illegible] d[illegible] de[illegible]e g-agk e v [illegible]ie[illegible] eege e[illegible]e d e[illegible] de i[illegible] a a[illegible]ie, da[illegible] [illegible]e[illegible] ee[illegible] EN-gece[illegible]ificee de[illegible]e g-[illegible][illegible] be[illegible]ei igi[illegible]g [illegible] de[illegible] i[illegible]geb[illegible] d.

De d k eidi[illegible]g [illegible]e[illegible] e[illegible] ee[illegible] b[illegible]e[illegible] he[illegible] [illegible]ka e [illegible]v [illegible] i[illegible]g [illegible][illegible]ea [illegible] de[illegible] ge eid.

V[illegible] de [illegible][illegible] a[illegible]e i[illegible]g[illegible][illegible]a[illegible] de [illegible]v [illegible]e i [illegible]e [illegible]e ee[illegible] v [illegible] v k[illegible]ke [illegible] de[illegible] aa[illegible]geb ach[illegible].

ATTENTIE! A e ch [illegible]e[illegible] die die[illegible]e[illegible][illegible] he[illegible][illegible]a [illegible] e[illegible]e[illegible][illegible]a[illegible] af [illegible]de ijke [illegible]de de e[illegible] aa[illegible] de[illegible]a[illegible]k, [illegible]ge[illegible] ech[illegible] e[illegible] ee[illegible] a . aa[illegible]ek [illegible] e[illegible] [illegible][illegible] 6 N [illegible] de[illegible] [illegible]a [illegible]ge-d aaid.

Montage van de tank

De ch ifaf [illegible]e i[illegible] de i[illegible] aa[illegible] ([illegible]ebeh[illegible] e[illegible]) [illegible]e[illegible] [illegible] bi[illegible][illegible]e[illegible]d i[illegible]ge[illegible][illegible]a[illegible] a[illegible]e [illegible]ijde[illegible] de i[illegible] a[illegible]ie[illegible]e[illegible][illegible] k[illegible] e[illegible].

compli 300. De ge e[illegible] [illegible]e i[illegible] aa[illegible] DN 100 aa[illegible] de ijka[illegible] [illegible]f b[illegible]e[illegible] e[illegible] ee[illegible] ga[illegible][illegible] aag 102 [illegible]f ee[illegible] dec[illegible] v ee aag bij de a ke i[illegible]g [illegible]v e[illegible] age[illegible] e[illegible] [illegible][illegible]b a e[illegible]. De eege e[illegible]e de k e f e[illegible] e[illegible] de e ka[illegible] ch [illegible]e[illegible] [illegible] je i[illegible] de i[illegible] aa[illegible] b[illegible]e [illegible]ige[illegible].

He[illegible] h[illegible]ekij e [illegible][illegible] de[illegible]e a[illegible]ke i[illegible]g[illegible][illegible]a[illegible] de i[illegible]-[illegible]a a[illegible]ie [illegible]v de[illegible]a[illegible]k ch [illegible]e[illegible] e[illegible][illegible]e[illegible][illegible] ge[illegible] de i[illegible] a a[illegible]ie e[illegible] de v a[illegible]f e[illegible] [illegible][illegible] de aa[illegible]-ag [illegible]v de i[illegible] aa[illegible]b i ch [illegible]e[illegible].

Da[illegible] de a ke i[illegible]ge[illegible][illegible] de g [illegible][illegible]da[illegible]ke af[illegible]eke[illegible]e[illegible], [illegible]b[illegible] e[illegible] e[illegible] de v gge[illegible] v aa[illegible] e[illegible].

N ka[illegible] de v a[illegible]f e[illegible] [illegible] de[illegible][illegible]a [illegible]ged aaid e[illegible] de i[illegible] [illegible]a a[illegible]ie e[illegible] h[illegible] ch [illegible]e[illegible] e[illegible] i[illegible]ge[illegible] i[illegible] de[illegible] [illegible]e [illegible]e a[illegible]ke d.

Alle andere c[illegible] v i-v [illegible] v i[illegible] [illegible]a a[illegible]ie e[illegible] de k e f e[illegible] [illegible][illegible] de aa[illegible] ag [illegible]v de i[illegible] aa[illegible]b i ch [illegible]e[illegible] e[illegible] [illegible] ij[illegible]e[illegible].

A e ee[illegible] DN 150- iji[illegible] aa[illegible] [illegible] de[illegible] geb ik[illegible], [illegible]e[illegible] de e ee [illegible] e[illegible] beh v[illegible][illegible] ee[illegible] ga[illegible]e[illegible]-aag e[illegible] ee[illegible] dia e[illegible]e[illegible][illegible] 152 [illegible]v de a ke-i[illegible]g [illegible] de[illegible] [illegible]v e[illegible]ge aagd e[illegible] [illegible][illegible]b aa d. De [illegible]a[illegible]daa d[illegible]e[illegible]e [illegible]e[illegible] da[illegible] e[illegible] de [illegible] e[illegible] (acce [illegible]i e) [illegible] de[illegible] ge [illegible]e[illegible] e[illegible] he[illegible] i[illegible] cha-ke [illegible]ijde[illegible]a [illegible]e[illegible] [illegible]v [illegible]ie [illegible] de[illegible] gedefi[illegible]i-ee d.

Opmerking: Bij de c[illegible] v i 500 e[illegible] 1000 ka[illegible] de i[illegible] aa[illegible][illegible]a[illegible] DN 150 [illegible]aa DN 100 [illegible] de[illegible][illegible]e k ei[illegible]d, i[illegible]die[illegible] he[illegible] eege e[illegible]e de[illegible][illegible] [illegible][illegible]v-[illegible] k ee [illegible] i[illegible] de k e e[illegible]f e[illegible] i ge v aa[illegible].

De e ka[illegible] ch [illegible]e[illegible][illegible]a[illegible] de k e f e[illegible] [illegible]e-[illegible]ig aa[illegible]d aaie[illegible].

Ga[illegible]e[illegible][illegible] de[illegible][illegible]e [illegible][illegible] age[illegible]a[illegible] de[illegible]a[illegible]k af-[illegible]eke[illegible]e[illegible] e[illegible] i[illegible]b[illegible] e[illegible].

H[illegible] [illegible] ch [illegible]ef a e[illegible] e[illegible] i[illegible]g e[illegible] v g d[illegible][illegible] he[illegible] ga[illegible] i[illegible] de[illegible]a[illegible]k [illegible]eke[illegible] e[illegible][illegible]a [illegible] ch [illegible]e[illegible]e[illegible].

ATTENTIE! De ch [illegible]e[illegible]e[illegible] ech[illegible] [illegible]e[illegible] aa[illegible]-d aaie[illegible] da[illegible] de[illegible]a[illegible]k [illegible]ie[illegible] [illegible] d[illegible][illegible]e[illegible][illegible] d, [illegible] -da[illegible] e a[illegible]de ka[illegible] [illegible]v ekkage [illegible][illegible] [illegible]aa[illegible].

V[illegible] de i[illegible] [illegible]a a[illegible]ie [illegible][illegible]a[illegible] de e ie c[illegible] v i 1200 i de [illegible]a[illegible]k b[illegible]e[illegible]die[illegible] i[illegible]ge [illegible] e[illegible] [illegible] ee h[illegible]ekij e aa[illegible] de ijka[illegible][illegible]e[illegible].

Montage van de ventilatie

De [illegible][illegible] ch[illegible]i[illegible]g v ij[illegible] e[illegible] de [illegible]e ch if [illegible]f DN 70 ech[illegible] b[illegible]e[illegible] [illegible]v de[illegible]a[illegible]k aa[illegible] i[illegible]e[illegible] e[illegible] [illegible]e he[illegible] dak eide[illegible].

Bij de c[illegible] v i 1200 de b[illegible]e[illegible] [illegible]e ech[illegible] e v ij[illegible] 78 [illegible]v de a ke i[illegible]g af age[illegible] e[illegible] [illegible][illegible]b a-e[illegible]. N de[illegible][illegible]e[illegible] i a[illegible]ie v ij[illegible] e[illegible] de e a [illegible]i che [illegible]e bi[illegible]di[illegible]g DN 70 aa[illegible] i[illegible]e[illegible] e[illegible] [illegible]e he[illegible] dak eide[illegible].

Montage van de drukleiding

O[illegible] de a[illegible]e[illegible] f e[illegible] [illegible][illegible] e e[illegible]:

1. Te g agk e v (i[illegible]die[illegible] [illegible]ie[illegible] i[illegible]beg e v e[illegible])
2. Af [illegible] ch if [illegible][illegible]ebeh[illegible] e[illegible])
3. Aa[illegible] [illegible] f e[illegible] e[illegible]
4. [illegible] ee[illegible] e a [illegible] i che[illegible]e bi[illegible]di[illegible]g de d k ei-di[illegible]g aa[illegible] [illegible] e[illegible] e[illegible] e[illegible] ee[illegible] b[illegible]e[illegible] he[illegible] [illegible]ka e [illegible]v [illegible] [illegible]ijde[illegible]a eide[illegible].

Aansluiting DN 50 verticaal op de noodafvoer

De e aa[illegible] [illegible] i[illegible]g [illegible]e[illegible] d[illegible] geb ik[illegible][illegible] he[illegible] aa[illegible] [illegible] e[illegible]e[illegible][illegible]a[illegible] ee[illegible] ha[illegible]d e b aa[illegible]v [illegible] v.

De [illegible] [illegible][illegible] [illegible] [illegible]v de a ke i[illegible]g [illegible]v e[illegible] age[illegible] e[illegible] ee[illegible] ga[illegible] e[illegible] aag e[illegible] [illegible][illegible]b a e[illegible].

De v g 58/50 aa[illegible]b e[illegible]ge[illegible].

Ee[illegible] i[illegible] aa[illegible]b i e[illegible] b [illegible] e[illegible]dia e[illegible] e[illegible][illegible]a[illegible] 50 d[illegible][illegible] de v gafdich[illegible]i[illegible]g i[illegible] de[illegible]a[illegible]k [illegible]eke[illegible].

aa.4 i. eidi.4g k .44e.4 afb4e ✓ 4b e e.4 e.4 e g i.4g 4 ede.4. O de e e g - i.4g e.e 4e ijde.4, 4e de i.4 aa eidi.4g 4 he h44g e ✓ 4 de.4 44 ch. De 44 - ch i.4g eidi.4g ka.4 4 de.4 aa.4ge 4e.4 4 de a.4k e.4 i a ie.

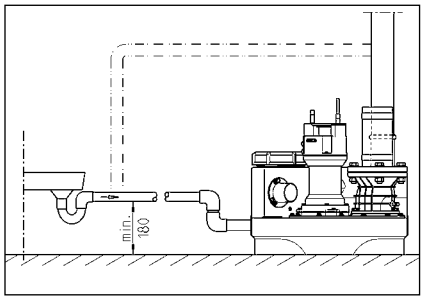

ELEKTRISCHE AANSLUITING

A ee.4 ee.4 gek a ificee de e ek- 4 44 e ag e k aa hede.4 aa.4 de ✓.4 ✓, ekke 4f ege aa i.e.4.

V44 afgaa.4de aa.4 a e e k aa - hede.4 de i.4 a ie 4 k4✓e e.4.a.4 he e ek ici.ei 4e e.4 e.44 4 - ge.4 da de i.4 a ie d44 a.4de e ✓e .4e.4 4ie 4ie 44de ✓a.4i.4g ka.4 4 de.4 ge e.

ATTENTIE! Leg 444i de ekke i.4 he a e ! E.e.4 ee bi.4e.4d i.4ge.4d a e ka.4 eide.4 4 4 i.4ge.4 e.4 chade.

De.a.4 4e✓a i.4g ij.4de.44 e.4 (bij EN), de a.4d- ✓ecifieke e ge.i.4g (bij.44 bee d VDE) e.4 de.44 ch if e.4.a.4 de✓ aa e ijke 4e e ke✓ 4i a.4 4e e.4 i.4 ach 4 de.4 ge.44 e.4.

Bed ijf ✓a.4i.4g i.4 ach 4e e.4 (ie ✓e- ✓ aa je)!

De i.4 a a ie hebbe.4 ee.4 4i.ea chake i.4g die de ✓.4 ✓ i.4- 4f i chake , afha.4ke ijk .a.4 he a e ✓ei . De ✓ie 4444.a.4 de i.4ge- b4 de a a geef da e ee.4 f 4c ie 4 i.4g i , 44k a i di ech ijde ijk.

I de ✓4 ✓ e a ge 4 de.4, da.4 4 d de e i.ge chake d d44 de ikke i.4g he - 4 a e.4. V44 da de 4 i.4g 44 aak 4 d 4 ✓geh e.4, 4e de ekke i he 4 ✓- c44 ac 4 de.4 ge 4kke.4, 4 da a.4de de ✓4 ✓ a 4 a i ch ee aa.4 aa 4a afk4e- i.4g. E .4d gee.4 di ec e 4 i.4g e di.4g ✓ aa .

Wisselstroominstallaties

De i.4 a a ie ag a ee.4 aa 4 de.4 aa.4- ge 4 e.4 4✓ ee.4 4✓ c44 ac da.44 ge.4 de .44 ch if e.4 i ge.4 a ee d e.4 ich i.4 ee.4 d 4ge i e b4e.4 he e g 4ea be- .i.4d e.4 e 16 A aag) i b e.ei igd.

Sterkstroominstallaties

V44 de e ek i che aa.4 i.4g.a.4 de✓4 - ✓i.4 a a ie 4e ee.4.44 ge.4 de.44 ch if- e.4 ge.4 a ee d 5✓4 ig CEE- 4✓c44 ac 4 de.4 aa.4geb ach da ich i.4 ee.4 d 4ge i e b4e.4 he e g 4ea be.i.4d (3/N/PE 230/400 V).

ATTENTIE! A eke i.4ge.4.44 de i.4 a a- ie 4ge.4 a ee.4 age eke i.4ge.4 f eke- i.4ga 4 a e.4 e C-ka ake i iek 4 de.4 geb ik.

Montage van de regeling (niet bij de compli 300)

De ege aa ag a ee.4 i.4 d 4ge i e b4- .e.4 he e g 4ea 4 de.4 geb ik e.4 de beh i.4g 4e eed ge 4e.4 b ije.4. De ege aa 4e ge akke ijk 4ega.4ke ijk ij.4, 4da ✓ e k 4 e.4 ee.4 c44 4 e 4- ge ijk i . H4ge ch.4ch igheid e.4 c44de4- a ie k .44e.4 de ege aa be chadige.4.

Schakelniveaus

De i.4-e.4 i chake✓ 4 e.4 ij.4 i.4 de fab iek i4ge e d 4✓ de a.4daa i.4 aa h44g e .a.4 de be effe.4de i.4 a a ie.

A ee.4 a.4de e i.4 aa h44g e i, 4e he i.4 chake✓ 4 4✓.4ie defi.4i e.4 (4ie bij de c4 ✓ i 300), a.4de ka.4 di i.4 be✓[aade ge.a e.4 eide.4 4 ee.4 e g - i.4g i.4 de i.4 aa .

De ege aa e da de a.4de e chake✓ 4 e.4 .44 he a a (+ 2 c), e.4 bij d bbe e i.4- a a ie 44k.44 de✓iekbe a i.4g (+4 c), da.4 a 4 a i ch die4 de ee.4k ig 4✓- 4ie i.4.

Inschakelniveau opnieuw definiëren (niet bij de compli 300)

Schake de i.4 a a ie ijde ijk i, e de ha.4d-0-a 4 a i ch- chake aa 4✓ OE De aa.4✓a i.4g.a.4 he i.4 chake✓ 4 .i.4d ✓ aa i.4 de 4d e a.4a 4ge i e e K1E aa.4 de ech e ijka4 .a.4 de be i.4g. Ve - ijde ijde ijk de a.4 ✓a a.4 e dek e.a.4 de 4d e.

O✓ de a.4a 4ge i e e be.i.4de.4 ich d ie edje , die e P1 - P2 - P3 ij.4 aa.4gege.e.4.

- P1 = Diag.44 ef 4c ie
- P2 b a.4d = Wa e ✓ei ig b4e.4 he i- chake 4i.ea aa 4.4g 44de he i.4- chake 4i.ea
- P3 b a.4d = Wa e ✓ei heef he i.4 cha- ke 4i.ea be eik

V de.e a e a.4k 4 aa.4 de 44de ka.4 .a.4 de i.4 aa e a e . A ee.4 P2 ag b a.4- de.4, a 44k P3 b a.4d , 4e he ee.4 e.4 a.4- de 4 de.4 bijge e d.

D aai de k ei.4e e ch 4ef 44de P1 4 4 ee age.4 e de k 4k ee. D 4 de .4 e i.4 de a.4k 44de he i chake✓ 4 e.4 aa he ee 4aa b4e.4 k4 e.4. B a.4d P3 da.4 44g eed , d aai da.4 de e ch 4ef 44g ee.4 ag e de k 4k ee e.4 d de .4 e 4✓4ie 44de .

He haa di ✓ 4ce 4e 4 a4g 4 P3 4ie ee b a.4d , d aai de ch 4ef da.4 ee .44 ich ige ege.4 de k 4k i.4, 4 P3 4 ee gaa b a.4de.4. He i.4 chake✓ 4 i 4 i.4ge- e d.

Alarminstallatie

S 4 i.4g e di.4ge.4 4 de.4 4 e .i ee a ak4e ich ee gege.e.4. He .a.4 he 44 4e afha.4ke ijke a.4daa da a e d 4 4 i.4ge.4 .a.4 de✓4 ✓ (44d edje, 4ie bij de AD 00 e.4 c4 ✓ i 300). Te- ge ijke ijd k i.4 e ee.4 ge 4 eg ee d ak4e - i ch a a ig.4aa . Di ak4e i ch ig.4aa ka.4 d44 he.e he✓e.4.a.4 de 4 i.4g 4f ge- 444 i.4 he a ge ee.4 4 de.4 i.ge chake d.

I 4✓ de 44 age 4ca ie gee.4 ak4e i che c44 4 e.a.4 de 4 i.4g e di.4g 4ge ijk, da.4 ka.4 he a a ig.4aa .ia he ✓4 e.4 i- aa.e ije c44 ac (k e e.4 40 e.4 41) 4aa de ✓ i.4✓ aa (bij de c4 ✓ i 300 i.4 de ekke) 4 de.4 4 ge eid. He e kc44 ac .a.4 de .e a e 4 i.4g i a . e 5A / 250V AC be a baa . He c44 ac 4✓e.4 ich 4a 4✓hef- fi.4g.a.4 de 4 i.4g.

Accu voor alarminstallatie (niet bij de compli 300)

De 4daa da a i.4 a a ie i afha.4ke ijk .a.4 he e ek ici.ei 4e - da i egge.4 i.4 he g e.a .a.4 ee.4 4 4 i.4g ka.4 gee.4 h44g a e a a 4 de.4 gege.e.4. O de a a i.4 a a ie 44k ijde.4 ee.4 4 4 i.4g i.4 e ki.4g e h4 de.4, 4e ee.4 acc 4 de.4 geb ik. He d44 ich ige dek e 4✓e.e.4. De acc 4✓ de aa.4 ik e aa.4- i.e.4 e.4 4✓ de daa.44 be e de✓ aa 4✓ de✓ i.4✓ aa e de aa.4 e ige kabe bi.4- de be.e ige.4. De e ka.4 he a a ee bij c44 i.4 a a ged e.4de 44ge.ee 1 .a.4 4 .44 .44 ie.4.

Nada e ee 4 44 i , 4 d de acc a 4- a i ch 4✓ge ade.4. Ee.4 ege acc i bi.44e.4 44ge.ee 24 ee bed ijf k aa , ee.4.44 - edige 4✓ adi.4g 4 d 4a 44ge.ee 100 be eik .

He f 4c i44e e.4 .a.4 de acc ege a ig c44 4 e e.4! Daa 4e de 4e ✓a.4i.4g i- chake e.4 e.4 ee.4 h44g a e e di.4g i - e e.4. He.44 e.a.4 he ge id a a ag ged e.4de ee.4 aa.4 a i.4 e.4 4ie e k- baa af4e e.4. De e.e.4 d bed aag 44- ge.ee 5 jaa . De i.4geb ik.4a eda 4✓ de acc 44 e e.4 e.4 de e 4a 5 jaa i.44 4 g .e.a.4ge.4.

A ee.4 ee.4 9V-acc geb ike.4! Bij geb ik.a.4 d 4ge acc be aa 44✓ 4ffi.4g ge.aa .

Bedrijfsurenteller

O✓ i44ee ka.4 ee.4 bed ijf e.4 e e i.4 de ege aa 4 de.4 ge✓ aa (4ie bij de c4 ✓ i 300). Hie 4e de aa.4 i.4ge.4.a.4 de bed ijf- e.4 e e 4✓ 44ge.ee 8 i.4k 4 e.4 e.4 4✓ de✓ i.4✓ aa 4✓ ✓ aa BSZ i.4 de 4 b e.4 eke.4. I.4die.4 4a he ee i.4 chake e.4.a.4 de i.4 a a ie 4ie 4 d ee ege.e.4, 4e de e.4 e e 180 4 de.4 ged aaid.

W d af a e e k ch e de addi- ie e afge d, da e de ie e a- e a k e e e de e .

V de e ie g a de ie i de ie ka- e e h d a i che HLP- ie a c- i ei k a e 22 46 de geb ik , bij- bee d DTE 22, DTE 24, DTE 25 a M bi .

De h ee heid bed aag 380 c de M iC UC 08/2 M e 25/2 M e 1000 c de M iF ee e 25/2 BW e 35/2 BW.

De ieka e ag a ee de ge d e de aa gege e h ee heid ie. Te ee ie ka eide defec e aa de .

Controle van de snijspleet

(A ee a e a i g e ij ie). E e de gec s ee d f beh i i g ch e e a de e bi di g - e be e igi g b e a de i a ie g ed a i e, e i die dig e e de aa ged aaid.

Bij af e e d debie , e e e d a aai bij geb ik f af e e d e ge (b kkee - eigi g a de) e e de aaie e he ij echa i e d ee e ecia i ij age de gec s ee d e e e ee e a ge .

Me ee ge chik h idde a bij - bee d ee e e aa ka de ij ee - e de ij de ij aa de ge- e . Ee ij ee a ee da 0,2 e de e ggeb ach .

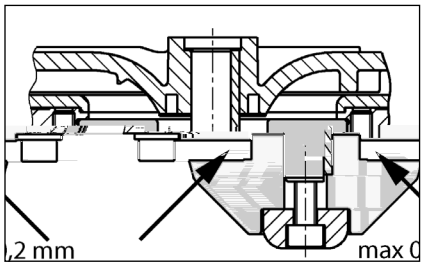

Instellen van de snijspleet

(A ee a e a i g e ij ie).

1. De ij e ee k h b kke e e de ce a e i b ch ef e i ch e e .

2. De e e , de ij e e ee e a i g e ijde e e e ge de e e e de ij e ee e g aa e .

3. De ij e ee b k h b kke e e e de i b ch ef ee a ch e e (aa ek e 8 N).

4. C s e e f de ij e ij ka be e- ge e de e ee e ie e e (a . 0,2).

I de ij ee g eed e g e ijde da g ee a i g. De a e 1-4 e e de he haa d.

BEKNOPTE HULP BIJ STORINGEN

De installatie loopt niet

Ne a i g, eke i g e e de - b eke c e. Defec e eke i ge- a ee e a ge d eke i ge e de e fde i a e aa de . Bij he haa - de ijk k a e a de eke i g ee e ek e f de k a e die e a de fab iek be e .

delijk contact heeft met de 230/12V- ege af a g (Lag (S MC (S aBDC (Lag (e)/MCID 4408 BDC BT /T1_1 1
A de 230/12V- ege af a g (Lag (S MC (S aBDC (Lag (e)/MCID 4408 BDC BT /T1_1 1

USO

Le ga i44i di 4 e a e4 4 ac e ef e c4 i 44e e e 4 44 ce ica e e-c44d4 a i 44gia LGA e 44 i4dica e e i 4 e a e4 4 di ac e di ca ic4 da bag4i e 4 i4a 4i, 44 ch di ac e 4 che d4 e i-che c44 i e c4 4.

I e ba 4i 44 4 e gibi i e 4'a e a a . di 2 .c.a e 4a d a a a i a di 7 gi4 4i.

I c4 a4d4 44 4 e gibi e, a e i-e4 e ag i chi i di ac a ec44d4 a IP 44.

I4 ca 4 di i4 a a i44e ec44d4 e di 4 i-i44i e di 4 c44f4 e, i c4 a4d4 4ddi fa i e i i di 4 e i44e de a di e a EMC 2014/30/EU ed id44e4 e 4 4e e 4 e d4 e ic4 de a e e di a i e4 a i44e e e i-ca bb ica. I4 ca 4 di c4 ega e4 4 ad 4a e e i4d ia e a i4 e 44 di 4a fabb ica c44 4'a i e4 a i44e di c4 e4 e 4 e4ie4-e da 4 a f4 a 4 e di a a e4 i44e ade-g a 4 i de e c44 ide a e 4a e i e4 a a e i4 e fe e4 e i4 fficie4 e.

Pe 4 de e a i44i i de 44 i e a e e e a e eggi, 44 a e 4a i44a i e e di e-e 4ca i, ad e .

- S a i44i di 4 e a e4 4 ac e ef e e i d e4aggi4 di edifici e e e4i ag ic4 i (ad e . i4 E 4 a EN 12050 e 12056)
- Rea i a i44e di i ia4 i e e ici a ba a e4 i44e (ad e . i4 Ge a4ia VDE 0100)
- Sic e a e e i 4 e a i (ad e . i4 Ge - a4ia Be SichV e BGR 500)
- Sic e a i4 i ia4 i di ca ic4 de 'ac-a (ad e . i4 Ge a4ia GUV-V C5, GUV-R 104, GUV-R 126)
- I ia4 i e e ici e e i 4 e a i (ad e . i4 Ge a4ia GUV-V A3)
- A4 idef ag a i44e EN 60079-0, EN 60079-1, EN 60079-14, EN 60079-17 e EN 1127-1

Dotazione

- Se ba 4i4 c44 4 a(e) e f a4gia di e - aggi4 e aff 4
- Rid 4 e DN 150 / DN 100 e c4 i 500 e 1000
- Ma4ic4 4 c4 e4 e e a e4 i a i44e (c4 i 1200 c4 ega e4 i e a ici c44 fa ce e)
- F a4gia di c4 ega e4 4 e i4ea di a4-da a
- C4 ega e4 4 e a ic4 c44 fa ce e e a i4ea di a4da a
- G a 4i i44i a i4a e a 4 a a e - b a4a a4 a e 4 a 4 aff 4 DN 50
- Ma e ia e di fi aggi4 e i e ba 4i4
- Va 4 a di 44 i 4 44 e a i4ea di a4-da a (c4 i 300, 500, 1000 e 1200)
- C4 a4d4 (44 c4 i 300)

Tipo di funzionamento: Funzionamento alternato S3; vdat

nc

di✓4 i i44a e4 4. L'i b4 i a✓4e a ica 4e a i4ea di c4 ega e4 4✓ ca a e✓ 4-b e i di ca ic4 e i ag44. Pe e i a e i i-ag44, fia a e a i4ea di aff 4 4e ✓ 4 4 ✓i a 4. La i4ea di e4 i a i44e✓ e e e c4 ega a a a e4 i a i44e de e ba 4i4.

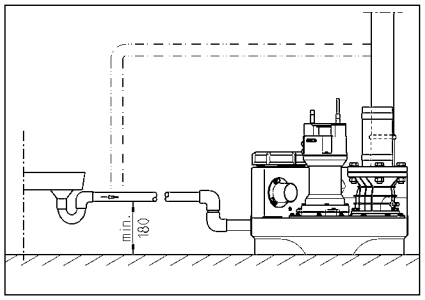

COLLEGAMENTO ELETTRICO

S4 4 4 e e ici a e✓e 4 ✓ e eg i e i4 e e4 i e e ici a a ✓4 ✓a, a a ✓i4a 4 a c4 a4d4.

P i a di a ia i a 4 4 acca e a ✓i4a de a a i44e i4 4d4 che a a i44e 444 ✓4 a e e e e 4 4 4 e4 i44e da a e✓e 44e.

ATTENZIONE! N44 i e ge e ai i4 ac a a ✓i4a! L'e4 a e✓e4e a i44e de 'ac a✓ ca a e g a i e da44i.

Ri✓e a e e 44 e a ide (ad e . EN), e di-e i e 4a i44a i (ad e . VDE) e e 44 a i e de e c4 ✓ag4ie di f4 4 a e e ica 4ca i.

O e a e a e4 i44e d'e e ci i4 (ede e a ghe a ide4 ifica i a)!

Le a i44i 444 d4 a e di c4 a i44e di e 4 che a i a44 4 di a i a44 a✓4 -✓a a ec44da de e 4 di ac a. I eg4a e ac ic4 de 'i ✓ia4 4 di a a e i4 eg a 4 eg4a a a✓ e e4 a di 4'a44 a ia di f 4-i44a e4 4 a4che e e a ✓ 4 4 e ✓4-a4ea.

Se a✓4 ✓a i ica da a, i e 4 a 4 di a 4 gi e4 4 a ✓eg4e. P i a de a i-4 i44e de a ca a de 'a44 a ia, i de e acca e a ✓i4a✓4ich i4 ca 4 c44 a i4 a ✓4 ✓a✓4 ebbe ia i a 444 a e4 e d4✓4 i aff edda e4 4. N44 i 4a eg4a-a i44e di e a de 'a44 a ia.

Stazioni a corrente alternata

La a i44e✓ e e e c4 ega a 4 4 ad 4a ✓ e a i4 a a a ec44d4 e 44 e, a a e i 4 i4 4 a bie4 e a ci 4 a di ✓ a de e 4 di i ag44 e✓ 4 e a c44 4 f i-bi e da 16 A (i4 e e).

Stazioni a corrente trifase

Pe i c4 ega e4 4 e e ic4 de a a i44e di 4 e a e4 4 i de e✓ e ede e 4a✓ e a CEE da a 5✓4 i i4 a a a ec44d4 e 44 e, a a e de e 4 a i i4 4 a bie4 e a ci-4 a di 4✓ a de e 4 di i ag44 (3/N/PE 230/400 V).

ATTENZIONE! C4 e✓ ef ibi i✓e a a-i44e i de 444 i i a e 4 4 f ibi i i4e i 4 di ✓4 i i a 4 a ici c44 ca a e i ica C.

Montaggio del comando (non compli 300)

Me e e i4 f 4 i44e i c4 a4d4 4 4 i4 a -bie4 i a ci i a di 4✓ a de e 4 di i a-g44 e e4e e 'a 4ggia e4 4 e ✓ e chi 4. I c4 a4d4 de e e e e be4 acce ibi e af-fi4ch ia e ✓ e✓4 ibi e 4 c44 4 4. L'e-e a a id e a c44de4 a✓4 444 da4-4eggia e i c4 a4d4.

Livelli di commutazione

I✓ 4 i di a i a i44e e di a i a i44e 444 i ✓4 a i da a fabb ica✓e 'a e a di af-f 4 a4da d de a e a i a i44e.

Se i d4 e e e i44a e 4'a a a e a di aff 4, idefi4i e i✓ 4 4 di a i a i44e (444 c4 ✓ i 300)✓4ich i4 ca 4 c44 a i4 4e 'af-f 4 i✓ e ifica e 4 i ag44.

G i a i✓ 4 i di c4 a i44e✓e 'a a e (+ 2 c) e i ca ic4 di✓icc4 (+4 c)✓e g i i ✓ia4 i d4✓✓i e4g444 ei ✓4 a i a 4 a-ica e4 e da c4 a4d4.

Ristabilire il livello di attivazione (non compli 300)

Cicalino di allarme esterno (accessori)

Av ie 4 v4 e 4 a v a e4 e de c4 a d4.

Ai 4 e i S+E e S-E v4 ibie c4 ega- e 4 a 4 a d 4 e di eg4a e ac ic4 ev a 4 a 12 V DC c44 4 a 4 bi e4 4 di c4 e4 e di a . 30 A. I cica i44 di a a- e i4 e 44v e e ea 4 4 di a 4 a ce a.

C44 i c4 v i 300 v4 ibie 44 a e 4 a- a e i4div e4 de4 e da a e c4 acce- 4 i4, e ba 4i4 v e e4 e 44 4cc4 4 di 44 aggi4.

In caso di impianti doppi: Spie di allarme o lampeggianti esterne a 230 V (accessori)

C4 ega e a v ia a 230 V (a . 1 A) a 4- e 4 N e 41.

I4 e i ej v e i4 a ida 4 e 4 U dv4 40. I ci c i v e 4 e 4 da F1.

I v4 a e i j v e BRX2 c4 e eg e:
S via a v eggia4 e e4 a BRX2 (v e a4e e4 e ===)
S via di a e e4 a c44 BRX2 (a v eggia4 e).

FUNZIONAMENTO

Funzionamento di prova e verifica del funzionamento

1. Av ie i c e chi4 div ii a de e ba 4i4.
2. Av ie a aci4 e ca e a i4ea di aff- 4 e a4da a.
3. Me e e 4 4 e4 i44e a a i44e, 4 e- a i4dica i44e di di e i44e de ca v4 4 a .
4. Rie v ie i e ba 4i4 fi44 a e 4 di a- a i44e.
5. O a av4 v ia a e a i e ba 4- i4. O e a e av 4ced a div4 v aggi4 a a e 4 'av e a div ii a.
6. S4 e a e 4 e i v 4 4 di a a i44e i ga eggia4 e de a c4 a i44e di i- e 4 a4 a e e i4 4d4 e 4, fi4ch i v ia4 4 di a a e 444 ca a.
7. Richi de e 'av e a div ii a c44 c e chi4 e g a 4i i44e.
8. Ve ifica e a e a de e ba 4i4, de e ba i44i e de e c44d4 e edia e v i c4 a i44i.

Modalità automatico

I f 4 i44a e4 4 a a ic4 v a 4da 44 ae de a a i44e. A a fi4e 'i4e - a e a bic4 de e e e4 a 4 i4 v 4 i44e A a ic4 Media4 e a c4 a i44e di e 4 i4 eg a a, a v4 v a ie4e a a e di a a a ec44da de e 4 di i id4 4e e ba 4i4. I f 4 i44a e4 4 de a v v a (c44 c4 v i 300 a 4 div 44 4 v e i f 4 i4- 4a e4 4) e ie4e i4dica 4 da 4 di4d4 i44- 4 e de.

ATTENZIONE! I4 ca 4 di ecce i44a i a 4 di aff 4 (ad e . d e4 aggi4 v i ci4e) a a- aci4e ca 4e 'aff 4 de e e e i a a i4 4d4 che a a i44e di 4 e a e4 4 c44- a i4 i a f 4 i44a e a4che i4 4da di c4 - a i44e 44 a e (4e 4 f 4 i44a e4 4 c44 i4 4, a a i e4 i v 4 ev ic4 4 di i- ca da e4 4 de 4 4 e de a v4 v a).

Modalità manuale

P4 a e 'i4 e 44 e a bi ic4 i4 v4 i i44e . Ma4 a e . La v4 v a f 4 i44a 4 a i4 4d4 i4div e4 de4 e i v e a e 4 de e ac e ef e i4 f 4 i44a e4 4 c44 i4 4. I v4 - v aggi4 de e e e 4 e a 4 v e a4 4 i- a e 'av e a div ii a.

Disattivazione

P4 a e 'i4 e 44 e a bi ic4 i4 v4 i i44e . OE, av4 v a . 4 a v e4 a. L'i v ia4 4 di a a e . a c4 a v 44 4 v e i f 4 i44a e4 4.

Pe i a4 e4i di v a a i44e e a4 - e4 i44e a c4 a4d4 4 a a v4 v a 444 i i a e a v4 i i44e . OE, be4- a cca e e v e a v i4a da a v e a.

Ispezione

Pe i a4 e4i e4 4 de a ic e a dif 4- i44a e4 4 i de e e eg i e e4 i e4 e 4 c44 4 4 i de a a i44e c4 v e4 i- 4 dei c4 ega e4 idei bi.

MANUTENZIONE

C44 ig ia 4 di e eg i e a a4 e4 i44e ec44d4 e 44 e EN 12056-4.

A fi4e di ga a4 i e 4a ic e a dif 4 i44a- e4 4 d a a de a a i44e, c44 ig ia 4 di v a e 4 c44 a 4 di a4 e4 i44e.

La a4 e4 i44e de a a i44e di 4 e a e4 4 v e ac e ef e e e i e v e a v a a i44e de 4444 e e e eg i e da e v e a i4 e a i de 3 e i v e e e4 ec4 e cia i, 6 e i v e i c44d4 i4i 4 12 e i v e eca e 444fa i- ia i).

P i a di a ia i a 4, acca e a v i4a de a a i44e i4 4d4 che a a i44e 4444 v 4 ae e e e 4 4 4 e4 i44e da a e v e 44e.

Ve ifica e a v e e4 a di da44i chi- ici e ecca4ici a e i4ee i4 b4 di g4 a e a e v i4e. Le i4ee da44eggia e 4 v iega e de 4444 e e e 4 i- i e.

C44 ig ia 4 di e eg i e i eg e4 i a 4 i i4 fa e di a4 e4 i44e:

1. Ve ifica e a e4 a dei v 4 i di c4 ega- e4 4 i v e i44a4d4 'a bie4 e ci c4- a4 e a e a i44i e a e ba i44i.
2. A i44a e a a aci4e ca i e ifica e i f 4- i44a e4 4 age 4, e e4 a e4 e- g4 a ee bifica e.
3. Av e a e v i ia de a a 4 a di 444 i- 4 44; c44 4 4 de a v 4 i i44e e de a fe a a).
4. P i ia de a v 4 v a e de 'a ea 4e e i - edia e i ci4a4 e de a i4ea; e ifica de a gi a4 e e de c ci e4.

Le gi a4 i a e v 4 444v e- e4 a e b4 di affi a .

5. C44 4 4 de 'i4, e 4ece a i4 abb4c- ca e 4 ca bia e (e v e e4 e ca e a d'i4).
6. P i ia i4 e 4a de e ba 4i4 (e 4ece a- i4 4 a ec44da di e ige4 e v ecia i) ad e . i e i ga 4.
7. Ve ifica de 4 a 4 de e ba 4i4 di ac- c4 a.
8. La a e a a i44e c44 ac a 4g4i 2 a44i.
9. Ve ifica de a v a e e e ica de a a- i44e. I c4 a4d4 i4 4 444 4ece i a di a4 e4 i44e, a a i4 e, v 4ece a i4 c44 4 a e eg4a e4 e i 4 f 4 i44a e4 4. A a i44e v a di e4 i44e 4 e a e i ga- eggia4 e 4e e ba 4i4 fi4ch 'a a e di ac a a a 444 e e 4 ' 444. Se 4e- ce a i4v i e i ga eggia4 e.

A e i4e dei a4 i di a4 e4 i44e, i e- e e i4 f 4 i44e a a i44e d4v4 a e e- g i4 4a v a di f 4 i44a e4 4. Reda e 4v 4 c4c4 4 de a a4 e4 i44e, i4dica4d4 a i a4 ie eg i e i da e4 ia i.

Controllo dell'olio

(Va id4 v e a i44i 08/2, 25/2 e 35/2). Pe v i a c4 a e4g444 a e4 e e i a e a e ag44a e e b g a i4 4 44 a a v4 v a e i e e a v4 v a c44 a gi a4 e da e- ba 4i4. L'av e a di ie v i e4 4 e 4- a e4 4 de a ca e a de 'i4 i4 de e e e i 4 a da 'e e 44 c44 a e de di chi a O i4. Pe c44 4 a e 'a e 4 di e4 a, a a4 i, e id a di i4 de a ca e a de 'i- 4 e a ica a e acc a i4 4 i i44 v i.

Se 'i4 v e e4 a ac a i4 ecce 4 (a- e4), 4ece a i4 4 i e 'i4. C44- a e 4 e4 e d4 4 a e 300 4 e di f 4 i44a e4 4, a a 4 a . d v 4 6 e i!

Se 'i4 v c4 4 di ac a e a e a4 e e e4 a4ee, 4 e a 'i4 i de e 4 i e a4che 'a e 4 di e4 a. Pe i c44 4 4 de a ca e a de 'i4 v 4 ibie 44- a e, a4che i4 eg i4, g ie e 4di de 44 a v a ecchi4 di c44 4 4 de a e- a "DKG" i ece de a e di chi a "DKG".

Cambio olio

(Va id4 4 4 v e a i44i c44 4 de i di v4 - v e 08/2, 25/2 e 35/2). Pe i i v e 4 de a ic e a dif 4 i44a e4 4 i de e e- g i e 4 v i ca bi4 4 d4 v 4 300 4 e di f 4 i44a e4 4 e 4 a ca bi4 4 i4 d4 v 4 1000 4 e dif 4 i44a e4 4. I4 ca 4 di ca 4 4 e 4 di 4 e dif 4 i44a e4 4 i ca bi4 di 4 i4 de e e eg i e a e4 4 a 4 a a 4444.

Se 'ac a di ca ic e4 e v 4 v a c44 i- e f e e4 e ab e, i ca bi4 di 4 i4 de e e e eg i4 ad i4 e a i v b e.

Pe i ca bi4 de '4i4 i de e ,i i a e 4 4 i4 i4e a e id a ic4 HLP de a ca e di ,i c4 ,, da 22 a 46, ad e . N 4 di ESSO 4 DTE 22, DTE 24, DTE 25 di M4bi .

La a4,, di abb4cc4 di 380 c e 4 e M iC UC 08/2 M e 25/2 M e 1000 c e e 4 e M iF ee 25/2 BW e 35/2 BW.

La ca e a de '4 i4 e e abb4cca a 4 4 c44 a a4,, di '4 i4 i4dica a. U4 4- ,i acca ic4 ca a e i g a 4 de a 4 - a.

Controllo del gioco tra taglienti

(Va id4 4 4 e e 4 e c44 gi a4,e). C44- 4 a e a i4 4e a da de e ,i de 'a- 4ggia e4,4 de a 4 a e de e ,i di c4 ega e4,4 e fi aggi4 de 'i4 a i4 4e, i4ge e e 4ece a i4.

I4 ca 4 di id i4 4e de a 4,e4 a di 4 - aggi4, a e4,4 de a 4 4 ,, di f 4 i4- 4a e4,4 4 e4 a di i4 4e i4 ffi- cie4,e [e4de4 a a b4ccaggi4 de a 4 a) fa c44 4 a e 4 a4 di a de a gi a4,e e de g 4 di ,, a i4 4e da 4 e e a4,e 4 ,, i e e 4ece a i4.

C44 4 e4 i e adeg a4, ad e . 44 e- i e4, 4 ibie i a e i gi4c4 a agie4,i a i 4,4 e e a ia a di ag i4. Rid e 4 e4,e4, a e gi4c4 a agie4,i - e i4 e a 0,2 .

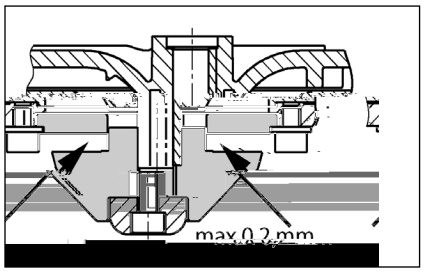

Regolazione del gioco tra taglienti

(Va id4 4 4 e e 4 e c44 gi a4,e).

1. B 4cca e i 4,4 e di ag i4 c44 4 e 4 di eg44 e ,a e a,e e ag44a e ce4, a e.
2. Ri 4e e 'e e e4,4 di e i4 4e, i 4- 4 e di ag i4 e 4 di c4 di eg4 a i4 4e, i4di i 44,a e 'e e e4,4 di e i4 4e e i 4,4 e di ag i4.
3. B 4cca e i 4,4 e di ag i4 e e a e 4 4- a e4,e c44 a,e e ag44a e (c e ia 8 N).
4. C44 4 a e a ibe di 4i e4,4 de 4,4 e di ag i4 e i a e 4 4a e4,e i gi4c4 (a . 0,2).

Se i gi4c4 a agie4,e ecce i4, i 4- e e 4 a 4 di c4 di eg4 a i4 4e. Rie e e e fa i 1-4.

PICCOLA GUIDA IN CASO DI ANOMALIE

La stazione non funziona

C44 4 a e e4 i44e di e e, f ibi e e a- a 4,4 e. S4 i e i f ibi i dife4 i 4 4 c44 f ibi i c44 g i e i a 4 i 44 i4a i. I4 ca 4 di a i4a 4 i44e i e e a, c44 a a e 4 e e ici a 4 i e i4 c ie4,i.

I f ibi e a b4 di e 4 i4,e 44 2 A i4e e e i a f4 a4 e di c44 4 4 230/12V, i a 4 4 e e ' ci a di c4 e4,e a- e 4a a 230 V 444 dife4 i. U4 f ibi e dife4 4 de e e e 4 i 4 4 c44 44 de 4 e 4 e a 4 e.

Li4ea di a i e4,a i44e da44eggia a, 4 i- i44e 4 4 ad 4 e a de 4d e C4 a i44e ga eggia4,e b4cca a = chi de e a a aci4e ca de 'aff 4, a i e i c4 e chi4 di ia i e i b4ccaggi4.

La stazione non funziona, messaggio di allarme

Vo ume i T[0,05aazio 0 0 1 Tfe 0 476 Tw 8[linea di mandata n1o.linea di mandata n1(e)]TJ ET EMC /Span <
4, 4 a e i eba4i4, i a e a i4a, 44,a e i g e 4 e i e i b4cc4.

Prestazioni di pompaggio ridotte

Sa aci4e ca 4e a i4ea di a4da a 444 a e a c4 e a e4,e

Kwalifikacje personelu

INSTRUKCJE BEZPIECZEŃSTWA

UWAGA!

ZASTOSOWANIEH

G ł ó w n e d z i a ł a n i e p r z e p o m p y c i e k ł e j w o d y z p o m i e s z c z e ń p o d p o z i o m e m c o f k i z w r o t n e j k a n a ł u g a l o w e g o l u b p o d p o z i o m e m p o s a d z k i p o m i e s z c z e n i a . P o m p a n a d a j e s i ę r ó w n i e ż d o p o m p o w a n i a c i e k ł e j w o d y z b i o r n i k ó w p o d z i e m n y c h , n a p r z y k ł a d z b i o r n i k ó w d e s z c z o w y c h .

Z b i o r n i k i z a w i e r a j ą p o m p ę z p ł y w a k o w ą z w y ł ą c z n i k i e m p ł y w a k o w y m z p r z e w o d e m z a s i l a j ą c y m o d ł u g o ś c i 7 m .

S t o p i e n o c h r o n y p o m p y , e c z e k z w y ł ą c z n i k i e m p ł y w a k o w y m i p r z e w o d e m z a s i l a j ą c y m : I P 4 4 .

J e ż e l i p o m p a j e s t u ż y t k o w a n a w p o m i e s z c z e n i u , w k t ó r y m p r z e b y w a j ą l u d z i e , n a l e ż y p r z e s t r z e g a ć p r z e p i s ó w d o t y c z ą c y c h b e z p i e c z e ń s t w a u ż y t k o w a n i a u r z ą d z e ń e l e k t r y c z n y c h (E M C 2 0 1 4 / 3 0 / E U) i n a l e ż y p o d ł ą c z y ć p o m p ę p r z e z w y ł ą c z n i k r ó ż n i c o w o p r ą d o w y (R C D) o p r ą d z i e z a d z i a ł a n i a n i e p r z e k r a c z a j ą c y m 3 0 m A .

P o m p a n a d a j e s i ę d o p o m p o w a n i a w o d y z a w i e r a j ą c e j c z ą s t e c z k i s t a ł e , n a p r z y k ł a d :

- P o m p o w a n i e c i e k ł e j w o d y z p o m i e s z c z e ń p o d p o z i o m e m c o f k i z w r o t n e j k a n a ł u g a l o w e g o (p a t r z . E N 1 2 0 5 0 - 1 i E N 1 2 0 5 6 - 1)
- B u d o w a i n s t a l a c j i e l e k t r y c z n e j (p a t r z . N i e m i e c k i e p r z e p i s y V D E 0 1 0 0)
- B e z p i e c z e ń s t w o p r a c y (p a t r z . N i e m i e c k i e p r z e p i s y B e t r i e b s s i c h e r h e i t s v e r o r d n u n g (B e t r S i c h V) o r a z B G R 5 0 0)
- B e z p i e c z e ń s t w o i n s t a l a c j i k a n a ł o w y c h (p a t r z . N i e m i e c k i e p r z e p i s y G U V - V C 5 , G U V - R 1 0 4 , G U V - R 1 2 6)
- I n s t a l a c j e i u r z ą d z e n i a e l e k t r y c z n e (p a t r z . N i e m i e c k i e p r z e p i s y G U V - V A 3)
- O c h r o n a p r z e d e k s p l o z j ą E N 6 0 0 7 9 - 0 , E N 6 0 0 7 9 - 1 , E N 6 0 0 7 9 - 1 4 , E N 6 0 0 7 9 - 1 7 : 2 0 0 7 o r a z E N 1 1 2 7 - 1

Zakres dostawy

- Z b i o r n i k z p o k r y w ą (ż ł ó t a) i k o m p l e t a c j i k o n s t r u k c y j n e j
- K o ł n i e r z u s z c z e l n y d o r u r y D N 1 5 0 / D N 1 0 0 d o c h o d z e n i a d o p o k r y w y 5 0 0 i 1 0 0 0
- M o n t a ż o w y z e s t a w d o m o n t a ż u p o m p y (c h o d z e n i e 1 2 0 0 m m i p o k r y w a)
- K o m p l e t p r z e w o d ó w z w i ą z k o w y c h
- Z e s t a w p r z e w o d ó w z w i ą z k o w y c h
- U s z c z e l k a (s z c z e l k i) o ś k o m p l e t u s z c z e l n e g o d o r u r y D N 5 0
- M o ż l i w o ś ć p o d ł ą c z e n i a
- K o n s t r u k c j a n o ś n a d o p o m p o w a n i a (c h o d z e n i e 3 0 0 , 5 0 0 , 1 0 0 0 m m i 1 2 0 0)
- S t o p i e n o c h r o n y (p r z e w ó d z a s i l a j ą c y c h o d z e n i e 3 0 0)

Tryb pracy: Praca przerywana S3, patrz dane techniczne

MONTAŻ

P o m p a n a d a j e s i ę d o m o n t a ż u w p o m i e s z c z e n i a c h p o d p o z i o m e m c o f k i z w r o t n e j k a n a ł u g a l o w e g o l u b p o d p o z i o m e m p o s a d z k i p o m i e s z c z e n i a . O b u d k i e e k i e e k s p l o a t a c y j n e d e g a j ą c i e k ł e k o n d e n s a c h a ż 6 0 - c e n t y m e t r o w e j w a r s t w i e .

O d p o w i e d n i e m i e j s c e : R ó w n e , s u c h e p o d ł o ż e o d p o w i e d n i e j n o ś n o ś c i .

D a n e : N a p o d s t a w i e c i ę ż a r u p o m p y a ż d o c i ś n i e n i a r o b o c z e g o .

R ó w n o l e g ł e : Z a k a z s t o s o w a n i a , r ó w n o l e g ł e p o m p y s t o s o w a ć t y l k o d o t e g o s a m e g o t y p u .

UWAGA! W e k i e b u d o w a n i a p o m p y n a l e ż y p r z e s t r z e g a ć p r z e p i s ó w d o t y c z ą c y c h b e z p i e c z e ń s t w a p r a c y .

Montaż zbiornika

Z a k ł a d a ć p o d ł o ż e (p r z y k ł a d b e t o n) , c e n t r y c z n i e u s t a w i ć z b i o r n i k .

UWAGA! R cj gi c e i e kich d ach b c ch ach c i 300 a e- i a a ż i ie jak ajb ej i a acji ci ak a eg k a a a i . K a ż ie ż k c ż ajmiej 180 d d k a d j i c i e a d ie ia. Z d ż k a ia d ki ie ej e d j ż d b e d e i d a . Ce e ik j cia eg a a a e k ażd d ie e cj g d g eg jeg ajcie. R cj g d ie aj c a a d c ż d d ie e ia bi ika.

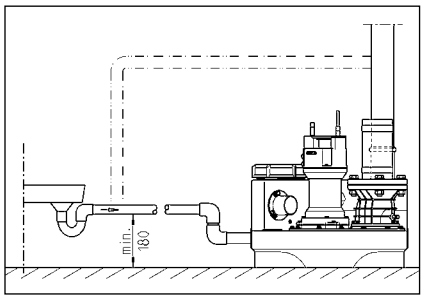

PRZYŁĄCZE ELEKTRYCZNE

P ace e ek c e i ie, c ce b e ik a e- caż c ie fach c .

P ed c cie e kich ac e ek c ch a e- j ż c k i a acji g ia dka i a e iż, ab ie a c i ie da e c ie i b ecie.

UWAGA! W c ki ieci ej igd ie a ż d ie! W ikaj ca da k e d ż d ak ce ia i k d e ia.

Na e- e egaż ak a ch (. EN), e i k aj ch (. VDE) a e i iej c eg ak ad e e ge c - eg .

U a aż a g d ż a ż i cia ieci eg a ie cie a i i a acji b a ab ic ka a i a)!

I a acje i iada j e c ik i i a e ie ia, k e c aj b c aj e a e ci d a d . S g a ak c i a eg a ej i a acji i f - je c ie i ak ce ia d ia a ia, - ie i ed , gd je .

W adk b i eg a g a ia j i a e i jej c e ie e e - a je i e. P ed a ie c i ak ceż a e j ż c k g ia dka, gd i a g i a je a- c e c ie i . Be ed ia g a i acja e ek ie je ea i a a.

Instalacje na prąd przemienny

I a acji a e d c ż d e i c k a e eg g ia da k eg ajd j - ceg j ch i ie c e i i ej i a d ie ia i abe iec ż be - iec ikie 16 A (be ad ci).

Instalacje na prąd trójfazowy

Ce e k a ia c a e ek c eg d a e i a e e id ież a- id ai a a e, 5-bieg eg ia - d k e CEE, ajd j ce j ch ie c e i , ej i d d k a d j i - e ia (3/N/PE 230/400 V).

UWAGA! Jak e abe iec e ia e ek- c e i a acji a e k a ż c ie be iec iki be ad ci e b a a cha ak e ce C.

Montaż sterownika (nie dotyczy compli 300)

S e ik a e ek a ż c ie ch ch ie c e iach, ej i d a i a b ż a e a k j a. S e ik i a ie b ż a d , c i i ka dej ch i i k . W ka ig ż ie a a k i g i ad iż d k d e ia e ika.

Poziomy załączania i wyłączania

P k c a ia i c a ia a da da ch i a acji a i e fab c ie i da a da d ch k k ci d .

Je e i c ie Paż a i e k ci d , ed a e a ci d ia defi i ż c k i a acji g ia dka i a e iż, ab ie a c i ie da e c ie i b ecie.

I e i k c a ia d a a a (+ 2 c) a bcj e ia ch c ch i a- acjach d ch (+4 c) c a ia- e e e ik a a a b a a- a c .

Ustalanie na nowo poziomu załączania (nie dotyczy compli 300)

Na ie c ż i a acji ch , e- c ik b c - 0 - a a ż iż a 0 W eg a ie i k a c a ia ea i je d e We fika a a e- a a g ch - A a ga e e K1 i a ej a ie e a ika. P i a ie de a ż e c c i k d - .

Na e fika a e a a e a a g ch ajd j i a di d ie e a ak a e P1 - P2 - P3.

- P1 = F kcja diag a c a
- P2 ieci j = a d ajd je j ad i e c a ia, ec je c e ed i e c a ia
- P3 ieci j = a d j g i- c a ia

P i a e iż bi ik a d d ej k a- d i d . P i i a j ieciż k di da P2, a gd ieci j ie di da P3, ed a e d k a ż eg acji.

P i b ciż bk eg ac j ajd - j c j i ej di d P1 d a b k kie- k g d che ka ek ega- a. Te a a e a ż ak bi ik i ej i k c a ia i ciż b d- ie, ab a . Je e i ie a di da P3 a i j ada , ed i b ciż bk e- g ac j a g i b kie k g d- che ka ek ega a i a ż i ak.

C ci e a a ż ak d g , a di- da P3 e a ie j ieciż, a a g ie ie b ciż bk eg ac j kie- k eci d ch ka ek e- ga a, a di da P3 a a i j ie. P k a c a ia a eg .

Instalacja alarmowa

S g a e kach ea i a e c a- e c ie jak i ak c ie. Se j e, a- e e d d ia a ia ieci e ek c ej i a- acje a e g a aj ak ce ia ac i ika (c e a di da AD 00 i c i 300). Jed c e ie, da a je i eg a a g a ak c . Te g a ak c a c ż jed ie e ij cie e ki b e jeg ge e a ie d c e ie.

Je e i iej ce a ie a a a ak- c g a i aci ak ceź, ed g a a a a e a j aż da ej e k be e cja (aci ki 40 i 41) a cie b d (adk c i 300 e c ce). Ze k ie g a i a- cji bi c ej a ak a b cj ź a ż d ź 5A / 250V AC. S k ie a j ci e ki.

Akumulator dla instalacji alarmowej (nie dotyczy compli 300)

U ż d e ie a a e je e j ie a e ie d ieci e ek c ej - j. adk a i- k d ie a ź i a a i ki a- ie d. Ce e d d e ia i a acji a a ej d d ia a ia ie adk a ik ź d a e a a ż ak a . O a ż e c e d ic ki. P d ź c ż ak a d ź c a i c a ż eg d ź ki e id ia ie j c a e- ź d a c ch e a a e a ek kab - ch. Ak a a e, je a ie a i aż ź d e a a , e k. 1 g d i . P e ja ie i j a i a ia, ak- a je a a a c ie ad a .

Na ad a ak a d ia a e k g 24 g d i , e e a ad a ie j ga j e 100 g d i ach ad a ia.

Na e eg a ie k ż ak a ż a ż ak a! W ce a e d ż c ż g ieci i ak a ż g a i aci kie- g a d. Na e ie j k a a ak c eg e i ie ej aż a a a ie ej a a ci. Jeg ź k ż k e a j a k. 5 a. Na e d- aż da e c ź cia ek a acji i 5 a ach d k a ia .

S a ż ak a ie 9V! W adk a ia ba e- ii ch ch, e je ie be ie- c eż ek a ji!

Licznik godzin pracy

O cj a ie, k a e ik a ż ic ik g d i ac (ie d c c i

300). W ce ła e k ciż c a ic ika g d i ac d 8 i e k ż d g ia dek ła ce iej c BSZ. Je e i adk eg c e ia i a acji ie ła i g a , ed ła e ic ik g d i ac b ciż 180 .

Wyłączenie wewnętrznego buczka alarmowego

Nie d c c i 300. Zd ż g a k (BRX/BRX1). Ab ie aciż c ki, ła e ła ad iż k ła ieź 2-bieg - ej i ie i ej.

Zewnętrzny buczek alarmowy (osprzęt)

O ż e c e d ic ki e i ka.

D aci k "S+" a "S-" ła a d c ż d da k , b g a i a ak c a a i cie 12 V DC b e d ak . 30 A. B c ek a a a ed g - c e ia c ż b c ż.

W adk i a acji c i 300 a jak a ż a a ie a e d ieci e ek c ej, a c k a je a bi ik d d cji.

W instalacjach z dwoma pompami: Zewnętrzna lampa błyskająca lub ostrzegawcza (osprzęt)

P d c ż a 230V (ak .1A) d aci k N a 41.

Zai a ek e ie ciż aci k U a aci k 40. Ob d e ek c je a- be iec e F1.

U a iż k BRX2 a c
b:
La a b ka ca be BRX2
(e a e e ===)
La a ega c a BRX2
(iga ce).

EKSPLOATACJA

Próba działania i funkcji

1. O ż k c k bi ika.
2. O ż a a d cie i c g c .
3. P d c ż i a aci d a i cia, - ciż ag a g a i aci k ej ci fa i i a.
4. Na e iż bi ik a d i a c a- ia.
5. P a c a i i ia bi ik. D ia a ie a a ddaż b e acji e e c k .
6. P d ie ż i c ie ak e c a ia i i ad i a c a- ia, a de ie a a .
7. O c k a k ż k i c e k .
8. P e ki ka c k i a c a ia a d iż c e ż bi ika, a a i c g .

tryb automatyczny

N a be ac i a acji je b a a c . W ce , e c ik a e a iż a a ci "A a ik". P e i eg a e e c a ie a e e d i i a je c a ie i c a ie d ied i d a a e ie ia bi ika. P aca (c i 300 g ż d ac) g a i a a je ie di d .

UWAGA! W adk k d eg d (. c a ie d ba e) a e a a d ie d a iż e b ab i a acja e i i g a ada ac aż a a bie e a ia (ie aca c g a, gd e je a- g e ie eg a ia i ika).

Tryb ręczny

P e c ik a iż a b c "Ha d". P a ac je ie a e ie d a i i ciek , bie ac c g ej. Z eg i d d a ie a e b e aż e e c k .

Wyłączenie z ruchu

U a iż e c ik a "0", a je e b c e ie . I a acja a a - a je ada g a d ia a ia.

W ce ach a a c ch i e i ch e ika b ie a- e aż cji "0" a e- c ik , ec a e aki adk j aż c k g ia dka.

Inspekcja

Ce e a ia be iec eź a ek a- acji a e d k aż c ie c ch k i i k ch i a acji, c ie c e ia i a c gach.

KONSERWACJA

Za eca ad e ie e i a ia ed g EN 12056-4.

Ce e a e ie ia a ej i be a a j ej ac Paź a i a acji a eca a a cie e i ej.

Se i a ie i a a e e - i ciek feka ch i b ż ad e e fach c c i c 3 ie ce adk a a aź biek ach bi eg k , 6 ie c ch adk d ie d i ch b 12 ie c ch adk d jed d i ch.

P ed c cie e kich ac e ek c ch a e ż c k i a acji g ia dka i a e iż, ab ie a i ie da e c e- ie e b ecie.

S a d iż e d g i c k d k e k d eź c ika i echa ic i i che- ic i. P e d k d e b a a- a e ie iż.

P dc a e i a ia a eca e a d e ie a e c ch ac:

1. Sk a ie iej c c eź d k - e c e ci e e g d i a a- i c e ia i a acji.
2. U ch ie ie a ; k a ie d g de a ci ch , a ie k iec ci d eg a ie i a a- ie.
3. O a cie i c c e ie a eg; k a g ia da i k ki (k a).
4. C c e ie i ef iad cej c a i c g ; k a i ika i k a ia.
   Z e i iki ież e k a d ie.
5. K a ej , e ie ie a b jeg ia a (i e je k a a ej a).
6. C c e ie a bi ika (a e- ci d eb, g . g c e- g ch), . a ie c .
7. K a ie a bi ika.
8. C 2 a a ka ie g e i a acji d .
9. K a e ek c ch k e e i- a acji. S e ik je be b g , a- e i a ż ak a , c d je k iec ż eg a ej k i jeg d ia a ia. O c eg , c ej a i cia i a acji a e d ie ż - ak bi ik , a de ie a a i- f c ki a ie d . O c eg , a e ci d eb a e c ciż a ak.

P k a i ac i ekc j ch a e ch iż i a aci e e a d e ie ch b d ia a ia. Na e a e i a ia a e d iż k da ie kich c ci i i ch da ch.

Kontrola stanu oleju

(Od i k d i a acji 08/2, 25/2 a 35/2). W ie ej k ej ci a e - aż b e ci k e i i b e k i ż e a i ikie e bi ika. O d a e ia ia i - c a ia ej a k e c e ia d e b a i e ". W ce k i i g ch ie cie i c e ia c ch a e ca k icie, a e ka i ciż ej k ej d c eg ac ia ia eg.

Je i d ej ed a a da (k- ec), ed ej a e ie iż. Sk aż a ie da ch 300 g d i ach ac , jed ak ak a ie 6 ie cach!
Je i d ej ada ed aje da a c ec ki a iec c eź, ed c ej a e d k aż ia i g ch ie cie i c e ia c ch. Ce e i i a ie k ej ej a a a aż d da k e ek d a eg d e ia ceg d k i

c e ¶¶ ci DKG" i k¸ ciż ¡ iej ce bki a e•iaj cej ¶a•i e DKG¶

Wymiana oleju

(Od¶¶ i ¡ ¸ k¶ d¶ i¶ ¸a acji ¸ •a i•¶ • 08/2, 25/2 ¶ a 35/2). Ce e ¶ ¡ g¶¡ cia be - •iec eź ¸ a ek • ¶a¸acji ¶a e¸ •ie e ¶a•e ¶ie¶ie ¶ eje ie¶iż •¶ 300 ¶b¶- c ¶g¶d i¶ach, a ¶a ¸ •¶e •¶ 1000 ¶b¶c ¶- g¶d i¶ach. W• •adk ¶i kieg¶• ebieg ie ¶¶eg¶ ¶b¶c ¶g¶d i¶ach ¶a e¸ d¶- k¶¶ aż ia¶ ¶ ej ¶ie ad iej ¶i¸ a ¶k .

W• •adk ciek ¶ d¶ ie kach cie - ¶ ch, ia¶ ¶ ej ¶a e¸ d¶k¶¶ aż c¸ - ciej.

D¶ ia¶ k¶ ¶ e ¶ ej¶ ej ¶a e¸ ¸¶- ¶ aż i¶e a ¶ ¶ ej h d a ic ¶ HLP k a ie e•k¶ ci ¶d 22 d¶ 46, ¶•. M¶bi DTE 22, DTE 24, DTE 25.

I ¶ ż ¶a•e ¶ia¶ia ¶¶ i 380 c • •ad- k •¶ • M ¸iC ¸ UC 08/2 M ¶ a 25/2 M, a 1000 c d a•¶ • M ¸iF ee 25/2 BW i 35/2 BW.

K¶ ¶¸ ¶ ej¶ ¸ ¶ ¶¶ ¶a•e ¶iaż ¸ c ¶ie • e•i ¶ ¸ i ¶ c¡ ¶ ej . P e•e ¶ia¶ie • ¶- ad i d¶ k¶d e¶ia•¶ • .

Kontrola luzu cięcia

(Od¶¶ i ¡ ¸ k¶ d¶•¶ • i ¶ikie ¸¶ - c) K¶¶¸ ¶ ¶ aż b ¶b d¶ •¶ • ¶ a b •¶¸ c e¶i¶ e i ¶a ¸ c ach i¶ ¸a- ac j¶ ch •¶d g¸ de • a id ¶ eg¶ d¶- k¸ ce¶ia i a ie•¶¸ eb d¶k¸ ciż.

W• •adk ¸ •ie¶ia ¶b¶i¸ e¶ia daj¶¶- ci ¸ ¶c e¶ia, ¶ ¶ ceg¶ ha a ¸ ¶ a ¸ - ceg¶• ac b ¶iej a¡ cej ¡ daj¶¶ ci c¡ cia (b ¶k¶ a¶ie ¡ •¶ •) ¶a e¸ eciż fach¶ c¶ k¶¶¸ ¶¸ i ¶ika i echa¶i ¶ d ab¶ia¶ia i a ie k¶¶iec ¶¶ ci d¶k¶¶aż ia¶ .

L c¡ cia ¸ • ¡ c ¡ d i ¶ikie ¸¶ c i • ¸ ¸¶ ¸ ¶¸ ¶a ie ż ¶d- •¶ ied¶i i • ¸ da i, ¶• c e i¶¶ ie- e . L c¡ cia •¶ ¸ ej 0,2 ¶a e¸ ¶iej ż.

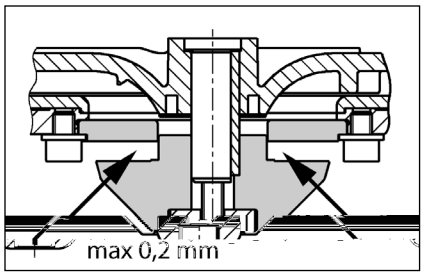

Regulacja luzu cięcia

(Od¶¶ i ¡ ¸ k¶ d¶•¶ • i ¶ikie ¸¶ - c).

1. Zab ¶k¶ aż ka a kie d e ¶a i ¶ik¸¶ - c i k¸ ciż ce¶¸ a ¶ b i¶b ¶ ¸ .

2. Zd¡ ż k ¸a¸k d¶ci k¶ ¸ , i ¶ik¸¶ c i jed¶ •¶dk adk eg ac j¶ , a ¶a ¸ •¶ie •¶ ¶e ¶a ad iż k ¸a¸k d¶ci k¶ ¸ i i ¶ik¸¶ c .

3. Zab ¶k¶ aż i ¶ik¸¶ c i • k¸ ciż g¶ •¶¶¶ ¶ie b¸ i¶b ¶ ¸ (¶ e¶¸ d¶k¸ - ca¶ia 8 N).

4. S• a d iż ekk¶ ż ch ¶b ¶¸ ¶ eg¶ i - ¶ika¸¶ ceg¶ i•¶¶¶ ¶ie ie ż c¡ cia (ak . 0,2).

Je¸ e i c¡ cia je ¸ b ¸ b ¸ d ¸ , ¸ed ¶a e¸ ¶ ż ¶a ¸ •¶ •¶dk adk eg a- c j¶ . Na e¸ • ¸ •¶ ¸ ż k ¶ki ¶d 1 d¶ 4.

MAŁY PORADNIK USUWANIA ZAKŁÓCEŃ

Instalacja nie działa

S• a d iż ¶a•¡ cie ieci¶ e, be •iec ¶ik i ¸ c ¶ik ¸¶ic¶ ¶•¸ d¶ U k¶- d ¶¶e be •iec ¶iki ¶a e¸ ie¶iaż ¶a ¸akie a e •¶d g¸ de •a a e¸ ¶a i¶¶¶ ch. W• •adk •¶ ¸a a- ¡ ceg¶ ¡ ad ia a¶ia ¶a e¸ e aż e ek¸ ka b• ac¶ ¶ik d ia ¶b gi k ie¶¸a e ¸ ¶¶ • ¶d ce¶¸a.

U k¶d ¶¶ e ¶¸ ¶ be •iec ¶ k a¶¶ k¶ 2 A ¸ a¶ f¶ a¸¶ a ¸e- ¡ ceg¶ 230/12V, be •iec ¶ik i ¶ik¶ ¶ a ¶dej cie ¶a•¸ d• e ie¶¶ 230 V.

U k¶d ¶¶e be •iec ¶iki ¶a e¸ ie- ¶iaż ¶a ¸akie a e•¶d g¸ de •a a- e¸ ¶a i¶¶¶ ch.

U k¶d ¶¶ kabe • ¸ c a ieci¶ eg¶, ¶a• a ¸ ¶a e¸ eciż ¸ c ¶ie • ¶d - ce¶¸ ¶ i

Zab ¶k¶ a¶ ¸ c ¶ik • ak¶ = a- k¶ ż a ¸ ¶a d¶ ¶cie, ¶¸ ¶ ż •¶- k ¸ c ¸k¶ ¸ i ¶ ż b ¶kad¸ .

Instalacja nie działa, sygnał alarmowy

Te ¶ ¸a ¶je¶iach i ¶ika ¶¸ a ¶b d, gd ¸ ¶a ¸ •i a b ¶kada •¶ • = a k¶ ż a ¸ ¶a d¶ ¶cie, ¶• ¸ ¶iż bi¶ ¶ik, ¡ ż ¸ c k¸ ieci¶ ¸ , de- ¶¶¸ ¶ aż ¶ • ¸ •¶ • i ¶ ż b ¶- kad¸ .

Zmniejszona wydajność tłoczenia

Za a ¶c¡ g ¸ ¶c ¶ ¶ie ¶ ¸a a ca k¶ icie ¶¸ a ¸a

Za¸ka¶ ¶c¡ g¸ ¶c ¶ =• e• każ - ¶c¡ g¸ ¶c ¶

Za¸ka¶a k a•a ¶¸ ¶a = a k¶ ż a ¸ (• •adk c¶ • i 300 ¶• ¸ ¶iż ¶- c¡ g¸ ¶c ¶) i ¶c ciż k a•¸ ¶¸ ¶

Za¸ka¶e ¶d•¶ ie¸ e¶ie•¶ • = ¶c ciż ¶c¡ g •¶ •a- bi¶ ¶ik i k¶¶¸ ¶ ¶ aż ¶¸ ¶ .

Pali się sygnalizacja "Drehfeld falsch"

BEZPEČNOSTNÍ POKYNY

POZOR!

Kvalifikace personálu

Bezpečný způsob práce

Bezpečnostní pokyny pro provozovatele/obsluhu

Bezpečnostní pokyny pro montážní, kontrolní a údržbářské práce

Svévolná přestavba a výroba náhradních dílů

Nepřípustné způsoby provozu

Pokyny pro prevenci úrazů

POUŽITÍ

[illegible] LGA [illegible]

[illegible] 2 [illegible] 7 [illegible]

[illegible] IP 44.

[illegible] EMC 2014/30/EU [illegible]

[illegible]

- [illegible] EN 12050 a 12056)
- [illegible] VDE 0100)
- [illegible] SichV a BGR 500)
- [illegible] GUV-V C5, GUV-R 104, GUV-R 126)
- [illegible] GUV-V A3)
- [illegible] EN 60079-0, EN 60079-1, EN 60079-14, EN 60079-17 a EN 1127-1

Rozsah dodávky

- [illegible]
- Red[illegible]kce DN 150 / DN 100 [illegible] 500 a 1000
- [illegible] 1200 [illegible]
- [illegible]
- [illegible]
- [illegible] DN 50
- [illegible]
- [illegible] 300, 500, 1000 a 1200)
- [illegible] 300)

Druh provozu: Přerušovaný provoz S3, viz technická data

MONTÁŽ

[illegible]

[illegible] 60 [illegible]

[illegible]

[illegible]

[illegible]

POZOR! [illegible] 6 N[illegible]

Montáž nádrže

[illegible]

compli 300. [illegible] DN 100 [illegible] 102 [illegible]

[illegible]

[illegible]

[illegible]

Všechny ostatní typy compli [illegible]

[illegible] DN 150, [illegible] 152 [illegible]

Pokyn: [illegible] 500 a 1000 [illegible] DN 150 [illegible] DN 100 [illegible]

[illegible]

[illegible]

[illegible]

POZOR! [illegible]

[illegible] 1200 [illegible]

Montáž větrání

[illegible] DN 70 [illegible]

[illegible] 1200 [illegible] 78 [illegible] DN 70 [illegible]

Montáž tlakového potrubí

[illegible]

1. [illegible]
2. [illegible]
3. [illegible]
4. [illegible]

Připojení DN 50 vertikálně k nouzovému vypouštění

[illegible]

[illegible]

[illegible] 58/50.

[illegible] 7289 [illegible] 50 [illegible] 50 [illegible]

[illegible]

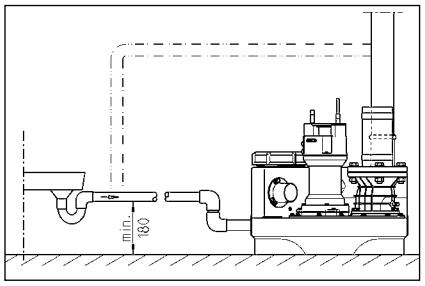

ELEKTRICKÉ PŘIPOJENÍ

P ce ⁄a° e ⁄ad , k⁄⁄ek ⁄ ⁄eb⁄ e⁄ j b ⁄ ⁄ d ⁄ je⁄ k ⁄a- ifik ⁄a⁄ e ek ⁄ ech⁄ike .

P ed ka d⁄ ⁄ ac ⁄ h⁄ e ⁄ ° k a e⁄ a abe ⁄ e ⁄ e, ab a e⁄ ⁄e ⁄h ji⁄ ⁄ ⁄b ⁄ a- ⁄ji d⁄ ⁄a⁄ .

POZOR! S ⁄ ° k ⁄ikd ⁄e⁄ ⁄k dej e d⁄ ⁄d ! P ⁄ad⁄ ⁄ik ⁄da e a ⁄ edek⁄ ⁄ ch a⁄ ⁄ k⁄ e⁄ .

Je ⁄ ⁄ d⁄d ⁄a ⁄ ech⁄ ⁄ a ⁄ ⁄ (⁄a⁄ . EN), ⁄i ⁄ ⁄ ⁄ ed⁄i (⁄á⁄ .. VDE), jak⁄ i⁄ ed⁄i ⁄ ch⁄ ⁄ ⁄a e e⁄e - ge ick ch .

D⁄d j e⁄ ⁄ ⁄ ⁄a⁄ (⁄ i ⁄ ⁄ ek)!

Za e⁄ aj ⁄b ⁄d⁄ ⁄ e⁄ ⁄ ⁄ h adi- ⁄ , k e ° e⁄ad ⁄ ⁄ ⁄i ⁄a a ⁄ ⁄d a⁄e, e⁄ek i e ⁄ e. Z ⁄ k ⁄ ⁄a e⁄ ab d ⁄a⁄ h⁄ ⁄ a ⁄ h⁄ a e⁄ ig⁄a i- je f ⁄k ⁄ ⁄ ch i ehd , ⁄k d je⁄ e ⁄ ech⁄d⁄ .

P⁄k d e° e⁄ad ⁄ ⁄ i ⁄h ⁄, e ⁄ a- ⁄ ⁄i⁄ je ⁄ e. P ed ⁄d a⁄ ⁄ ⁄ ° i⁄ ⁄ ch b ⁄ a e⁄a ⁄ ° ka, ⁄ ⁄ e b e ji⁄ak ° e⁄ad ⁄ ⁄ ⁄ch a e⁄ a ⁄ i⁄⁄ ⁄ ⁄ ⁄ ⁄. Ta ⁄ ⁄ cha ⁄e⁄ ⁄ ⁄ ⁄h e⁄a.

Zařízení se střídavým proudem

Za e⁄ b ⁄ ⁄ i⁄je⁄⁄ ⁄ e d⁄ d⁄ ⁄ai⁄ a ⁄a⁄ ⁄k , k e je ⁄ ⁄a ⁄ ch ⁄b a i ⁄ad ⁄ ⁄ ⁄ d a je aji ⁄ ⁄a ⁄ji k⁄ 16 A (⁄ ⁄ a ⁄).

Zařízení se třífázovým proudem

E ek ick ⁄ i⁄je⁄ ⁄ ° e ⁄ ac h⁄ a e- ⁄ ⁄b ⁄ ⁄ede⁄⁄ 5 ⁄ ⁄ ⁄ k⁄ CEE, ⁄ai⁄ a ⁄a⁄⁄ ⁄d e⁄ ed⁄i , k e je ⁄ ⁄a ⁄ ch ⁄b a i ⁄ad h adi⁄⁄ ⁄ d (3/N/PE 230/400 V).

POZOR! Jak⁄ ⁄ji k a e⁄ je ⁄ ⁄⁄ ⁄ - ⁄a ⁄ e⁄ a ⁄ ⁄ji k ⁄eb⁄ a ⁄ a C cha ak e i ik⁄ .

Montáž řídící jednotky (ne u compli 300)

d c jed⁄⁄ ka b ⁄ ⁄ ⁄ ⁄a ⁄ ch ⁄b a i ⁄ad h adi⁄⁄ ⁄ d a jej k ť b ⁄ ⁄ d a ⁄ e⁄a. d c jed⁄⁄ ka b d⁄b e⁄ ⁄ ⁄ , ab b a kd k⁄ i ⁄ ⁄ jej k⁄⁄ ⁄ a. V ⁄k ⁄ hk⁄ ⁄ d ch a k⁄⁄de⁄- ⁄a⁄ ⁄da e d c jed⁄⁄ k ⁄ i i .

Hladiny spínání

B⁄d ⁄ ⁄ a⁄ ⁄ a ⁄ ⁄ j ⁄ ⁄ i ⁄ ⁄b ⁄a- ⁄a e⁄ ⁄a ⁄a⁄da d⁄ ⁄ k ⁄ ⁄k ⁄ - ⁄ h⁄ a e⁄ .

P⁄k d ⁄ ⁄ e ji⁄⁄ ⁄ k ⁄ ⁄k , e ⁄ ⁄ defi⁄⁄ ⁄a b⁄d a⁄ ⁄ (⁄e c⁄ ⁄ i 300), ⁄ ⁄ e ji⁄ak e d⁄j ke ⁄ d ⁄ ⁄ - ⁄k .

Da ⁄ ⁄ac b⁄d ⁄ ⁄ ⁄ ach (+ 2 c) a d ⁄ji ch a e⁄ ⁄ ⁄ ⁄ k ⁄ ⁄ (+4 c) ⁄ak d c jed⁄⁄ ka ⁄a ⁄ a ⁄ ⁄ a ick .

Nové určení hladiny zapnutí (ne u compli 300)

Za e⁄ ⁄ ⁄a ⁄ ech⁄d⁄⁄ d⁄b d⁄ k i- d , ⁄ ⁄å ⁄ ⁄ d ⁄ ° ⁄ -0-a ⁄ ⁄ a ika (Ha⁄d-0-A ⁄ ⁄ a ik) ⁄a ⁄a ⁄ d⁄ ⁄ ⁄h 0 . Se e⁄ b⁄d a⁄ ⁄ e ⁄ ⁄ d ⁄ ⁄d - A⁄a ⁄g ⁄ ⁄ h⁄d⁄⁄c ⁄ å K1 ⁄ ⁄ a ⁄ ⁄a ⁄ a⁄ ⁄ e⁄ . Od ⁄ a e ⁄a ⁄ ech⁄d⁄⁄ d⁄b ⁄ h ed⁄ k ⁄ ⁄d .

Na a⁄a ⁄g ⁄ ⁄ h⁄d⁄⁄c ⁄ å i e ⁄ach ej ⁄ i ⁄ e ⁄ di⁄d , k e j ⁄ ⁄ ⁄å e⁄ P1 - P2 - P3.

M ek BRX2 a e ed :
B k be BRX2 (e a e ===)
a BRX2 (b ik _ _ _).

PROVOZ

Zkušební běh a funkční zkouška

1. O e e i c k d e.
2. O e e ka k a ak- b .
3. P j e a e a a , k j e i dikaci ° e e .
4. Na f e d a h adi a .
5. e ad e a e e d . Sed j e b h e ° i c e .
6. P k (e h adi a ° e- dej e ad b d a , a (a a - e e .
7. i c k ak j e k e a - .
8. N k ika i a i e ek j d e, a a b .

Automatický provoz

A a ick (je d h (a e. K e b k b- k ((å (e e "a a ika". l eg - a h d ((a (e h adi a a (a ° e ad e d e a ka a i (d i. P ° e ad a (c (i 300 (e h) je i dik (e e di d .

POZOR! P i ji å k (k ((a k ad (i (a ba) b a k (b- k ((k a ik (i k ce , ab å e e (ac a e i ad e ac (a (ac (((d a (a (ad e (a ((, ji ak (ik ebe (å eh a - ° e ad a).

Ruční provoz

K bk (å a a e d ice " ° ". e ad ac je e (i e a (e (a k ((d (a b h å e (b j ed (i- c e .

Vypnutí

K bk (å a a e d ice "0" , ° e ad je ((a e. P a a e je d e ((a e k e ((.

P (a a (d b d c jed k ebk ° e ad a e ((ej e (ici "0", b (d (h e e ((° k e (k .

Inspekce

P ach (((e be å j je a ka d c (d e ick k a e ((ej ek j e .

ÚDRŽBA

D ° je e (d b de a- EN 12056-4.

P aji a (be å j e Va eh a e V d ° je e a (d b .

d b a e a a å e e (fek i a i j (d db ci i e a ech 3 c (d ik f e, 6 c (a je ch d- ech (ce b a 12 c (di ch d- ech.

P ed ka d ac (h e (k a e a abe å e, ab a e e h ji a b e a- j d a a .

S jk ag (hadice ek j e a echa ick a che ick k a e. P k e ° i e é- b ej b (a a.

D ° je e i d b (d e d- jc ce:

1. K j a (a eje, ad d (a , eb (a eje b k d je k di ici a ej (k a).
2. V° i a (i k d e (ad a b , e de eci ch a ada (k), a . d a a k .
3. K j a a (b a d e.
4. Ka d 2 k ch a e ick ° i a e. d- c jed ka jak ak (je be d b (, k d je (ak ab d (ak , je jej a ide k j (a af k- . K a e (° e (ede je d b je a (((ac (a ((ede- (ech (ede ch ac a d a ch da .

Kontrola oleje

(Pa e a e 08/2, 25/2 a 35/2). Jak (e ((e ih a (- b , e ek (e b (i , e ih a e ((b (d ° e ad a a° e ad e b a k e ej e d e. P c a ((d (a- c ((ej (k je (j k (a ((a be "j ej". P k j a - ec k ke e ((ej (e- j (k e (e b k (h a (a ach e (i a d b .

P k d je (eji (da (° k i e ce), b (ede a a (je. P da ch 300 h di ch (, a i ak (6 c ch, (é e k j a (! P k d (ak je (ej (da a e i , je - k e je (i ak d da å , e b a a ((h b "DKG", a j (a ek da a eh k h (je i "DKG".

Výměna oleje

(Pa (e a e (e ° e ad a 08/2, 25/2 a 35/2) P ach (f k be - å j je - 300 a da (je (d (1000 h di ch (. P i e ((h di (je a - ((je i i- jed a k.

P k d e ° e (a k (da e i ab a i (e i, je - (d - je ((ak ch i e a ech.

P i (je (ej (k je h d a ick i é ej HLP d (k j 22 a 46, a (. S i e eb N fi ESSO.

N f bje 380 c ° e ade (M iC UC 08/2 M a 25/2 M a 1000 c ° e ade (M iF ee 25/2 BW a 35/2 BW.

O ej (k a b (a a e ede- j ((je. P (a - edek i e ° e ad a.

Kontrola řezné spáry

(Pa e ° e ad a e k e). b k ° e ad a a j (ac a e ((ac b i a ace je (a e (ek (a a e (a e a (ad a je (i h (.

P i i jc e ° e ac (k , (- jc e ((h k eb k e ajc e ((k (ak b k (° e ad a) b a k a e e (j b (ek - (((db k ke a e ebe a (- (ad e eb (.

e e (a e i e a de k e b e a (h d j e , a a (. (- e e e (e 0,2 je - (e i .

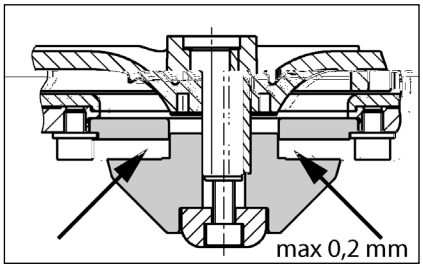

Nastavení řezné spáry

(Pa e ° e ad a e k e).

1. e ab k j e k e d e a (- b j e ce b (i e i- h a e .

2. V j ⁓e ak⁓ a ici, e ⁓ ⁓ a - c⁓a⁓ ⁓d ⁓ k a ak ⁓ ak⁓ a i- ci a e ⁓ ⁓ ⁓a ⁓e.

3. e ⁓ ⁓ ab ⁓k je a ⁓ e⁓ ⁓ i h- ⁓e ⁓ be ⁓i ⁓ e ih a⁓e (⁓- e⁓ a e⁓ 8 N).

4. Zk⁓ ⁓ je⁓ ⁓ ch⁓d e ⁓ h⁓ ⁓ a ⁓⁓ ⁓e (a . 0,2).

P⁓k d je e ⁓ a e je ⁓ i ⁓e k , je ⁓ ⁓ ⁓d a⁓i da c⁓a⁓ ⁓d ⁓ k . Je ⁓ ⁓ ⁓ ak⁓a k ⁓k 1-4.

MALÁ POMOC PŘI PORUCHÁCH

Zařízení neběží

P ek⁓ ⁓ je ⁓a ⁓ ⁓ i, ⁓ji k a ch ⁓ FI. Vad⁓ ⁓ji k ⁓ah á e ⁓ - e ⁓ji ka i ⁓ ej⁓ ch ⁓a a e ech. P i ⁓ak⁓a⁓ ⁓ ⁓ aji ⁓e ⁓ ⁓c ⁓db⁓ ⁓ ka ⁓ e ek ice ⁓eb⁓ ka ⁓ick e⁓i .

I⁓e ⁓ k e⁓ ⁓ bi k⁓ ⁓ji ka 2A ⁓ a ⁓ d c a⁓ f⁓ ⁓ 230/12V, ka ⁓ a⁓ ⁓ da⁓ h⁓ ⁓ d 230 V je⁓ad⁓ . Vad⁓ ⁓ji ka e b ⁓ah a e⁓a ⁓ e ⁓ji k⁓ ej⁓ h⁓ ⁓ a h⁓d⁓ .

S ⁓ ⁓d ⁓ k⁓ e⁓ , ⁓ ⁓ ⁓ ⁓ ⁓ e⁓ ⁓bce

Ob⁓d ⁓ ⁓ k je ab ⁓k⁓a⁓ = a⁓ e e ⁓ ⁓k⁓ ⁓k , ⁓e⁓ e e i c k a ⁓d a⁓ e ab ⁓k⁓ ⁓ .

Zařízení neběží, hlášení poplachu

Te ⁓ a⁓e⁓i⁓ ⁓ ⁓ ⁓ ⁓ , ⁓ ⁓ - e ⁓ad ⁓ je ab ⁓k⁓a⁓ = a⁓ e e ⁓ - ⁓ k⁓ ⁓ ⁓k , ⁓ ⁓ d⁓ e ⁓ d , ⁓ h- ⁓e ⁓⁓ ⁓ k , de ⁓ ⁓ je⁓ ⁓ k ⁓ e ⁓ad a a ⁓d a⁓ e ab ⁓k⁓ ⁓ .

Snížený čerpací výkon

⁓ ⁓ k⁓ ⁓ ak⁓ ⁓ b ⁓e⁓ ce a ⁓e⁓ e⁓

Zab ⁓k⁓a⁓ ak⁓ ⁓ b = ⁓ ⁓ ch- ⁓e ak⁓ ⁓ b

Zab ⁓k⁓a⁓ ⁓ ⁓ k a ka = a⁓ e e ⁓ - ⁓ k⁓ (⁓ c⁓ ⁓ i 300⁓ ⁓ d⁓ e a- k⁓ ⁓ b) a⁓ i ⁓e ⁓ ⁓ ⁓ k a k

Od⁓ ⁓ ⁓ e ⁓ad a je ab ⁓k⁓a⁓ = ⁓ - i ⁓e ⁓d⁓ ⁓ac hadi k ⁓ d e e ⁓a- d a a k⁓ ⁓ je ⁓ ⁓ .

Svítí indikace "Drehfeld falsch" (chybné točivé pole, pouze motorový proud)

P⁓ ad f ⁓ ch b⁓ , ⁓eb⁓ jed⁓a f e ch b , ⁓ ⁓ ⁓ e ⁓ad ⁓ a , ⁓eb⁓ d- ⁓ ⁓ k⁓ = ⁓ ⁓ ⁓ ⁓jk e k⁓ ig⁓- ⁓a ⁓ e ⁓db⁓ ⁓ k ⁓b a i e ek ik .

Svítí kontrolka "Störung Pumpe" (porucha čerpadla, ne u compli 300)

P ⁓ ⁓ch a⁓ e ⁓ad a je k di ⁓ ici ji i , k e e ⁓ad ⁓ ⁓ ⁓e ⁓ i ⁓ e ⁓ , ⁓eb⁓ e ek ick ⁓ e ⁓ . Te⁓ ⁓ ji i b ⁓ ⁓ ⁓ ⁓ ⁓ ⁓ede⁓ e ⁓ad a d⁓ ⁓ ⁓ ⁓ ⁓ ⁓ ⁓ ⁓ dic jed⁓ ⁓- ka ⁓e⁓ a ⁓ e ⁓db⁓ ⁓ k ⁓b a i e ek ik .

Svítí kontrolka "Hochwasser" (záplava, ne u compli 300)

S a⁓ ⁓d ⁓ d i je⁓i⁓ ⁓ed⁓ a e ⁓ h⁓ e ⁓ ⁓ ⁓eb⁓ ⁓ad ⁓ ⁓ h⁓ ⁓ ⁓k ⁓ i

BEZPEČNOSTNÉ POKYNY

POZOR!

Kvalifikácia personálu

Bezpečná práca

Bezpečnostné pokyny pre prevádzkovateľa/obsluhu

Bezpečnostné pokyny pre práce v súvislosti s montážou, revíziami a údržbou

Svojvoľné prestavby a výroba náhradných dielcov

Neprípustné spôsoby použitia

Pokyny na prevenciu pred úrazmi

POUŽITIE

Za iade4ia c4 ✓ i 4a ✓ ě e ✓ ⌊a4ie fek i ˇ ✓ ✓ a⌊e4 4a a✓ 4je4ie, aj˘ ˛e ˛4⌊a4 ˛ ✓ k44 ˛ kcie ✓ 4 4 44 ˇ4 LGA a h4dia a 4a✓ ě e ✓ ⌊a4ie 4d✓ ad4⌊ ch⌊ d ˛4a ie˛ a ✓i 4 4⌊, ak4 aj d4 cej ✓ a k4⌊ej⌊4d 4b⌊ k i✓ e a i.

N d e ˛ b ˇ a✓ a⌊e4 a i 44 ⌊ - k4 2 ⌊4d4 h4 ˛ ✓ca á ˛⌊a4 4ajd h ie 7 d4 .

Riade4ie a 4e a✓ a⌊ je, a e je ch 4e4 ✓ 4 i ˛ iekaj˘ cej⌊4de✓ 4d a IP 44.

P i i4 ˛a cii ✓ 4d a ✓ ed✓i 4⌊ a ✓ 4 ⌊a4 ✓ 4d a ° e4ia ✓ť a iade4ie✓ 4 iada⌊k 4ch- a4 e 4ice EMC 2014/30/EU a je⌊h4d4 ✓ e✓ 4 i˛ie⌊ d4 c4 ✓ 4 ˛ ed 4a✓ já- 4 ⌊e ej4ej e ek˛ ickej ie˛e. P i✓ ✓ 4je4 4a✓ ie e 4˘ ie˘⌊ ci✓ ie e 4 h4 ✓ 4d4ik 4a✓ ja4 ⌊ a ˛4 h4⌊ 4k44a- ✓ ˇ4⌊ h4 ˛ a4 f4 ˛4 a je✓ 4d a 4k4 44 ˛ ✓4 ˛ éb4 ✓ 4 ˛ a˘ 4ed4 ˛ a˛ 4 44 4d4 44 - ˘4 ✓ 4˛i e4i .

P i✓ 4 ⌊a4 a iade4 a ia d4d ia⌊a˘ ✓ 4 4 4d4 k44 , ✓ ed✓i , ak4 aj ie ˛4é ˛a4 4⌊é4ia, ak4 4a✓ .

P ě e ✓ ⌊acie a iade4ia 4a 4d✓ ad4⌊ ⌊4d ✓ e 4d⌊4d4e4ie b d4⌊ a ✓ 4 e k4⌊ (4a✓ .⌊ E ✓e EN 12050 a 12056)
Z iá 4⌊a4ie 4 k44a✓ ˇ4⌊ ch a iade4 (4a✓ .⌊ Ne eck VDE 0100)
Be ✓ě 44 ˇ a✓ ac4⌊4 ✓ 4 ˛ iedk (4a✓ . ⌊ Ne eck Be˛ SichV a BGR 500)
Be ✓ě 44 ˇ ⌊ ˛ ech4ick ch a iade4iach 4d✓ ad4⌊ ch⌊ d (4a✓ .⌊ Ne eck GUV-V C5, GUV-R 104, GUV-R 126)
E ek˛ ick a iade4ia a✓ e⌊ d k4⌊ ✓ 4 - ˛ iedk (4a✓ .⌊ Ne eck GUV-V A3)
Och a4a✓ ed⌊ b ch4 EN 60079-0, EN 60079-1, EN 60079-14, EN 60079-17 a EN 1127-1

Rozsah dodávky

4 d ° e ✓ad 4 /-a i a ˇah4⌊acia✓ - ba✓ e✓ ˛4k
ed kcia DN 150 / DN 100✓ e c4 ✓ i 500 a 1000
✓ e⌊ě 4 4bj ka ✓ e ⌊e˛ a4ie (c4 ✓ i 1200 e a ˛ick ✓ 4je4ia hadic4⌊4 ✓ 4j- k4)
✓ 4j4⌊acia✓ ba✓ e⌊ ˛ å 4 ⌊ede4ie
e a ˛ick ✓ 4je4ie hadic4⌊ ´ i ✓ 4jka i ✓ e⌊ ˛ å 4 ⌊ede4ie
4a ˇ⌊acie˛e 4e4ie/-a✓ e ° 4 e b - 44⌊ ° e ✓ad 4 a eb4(a ✓ ˛4k DN 50
✓ e⌊ 4⌊ac a˛e i ✓ e 4 d
✓ ˛ 4 k a✓ka✓ e⌊ ˛ å 4 ⌊ede4ie (c4 - ✓ i 300, 500, 1000 a 1200)
iade4ie (4ie c4 ✓ i 300)

Prevádzkový režim:

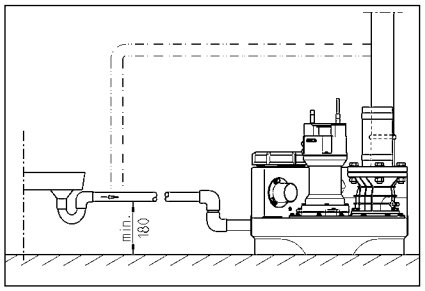

ELEKTRICKÉ PRIPOJENIE

E ek ick ce a e ad e, ke a eb iade ie k a e db e ek ik .

P ed ka d c iah i e ie k a iade ia a abe e, ab i b e h i i ji a iade ia k a i .

POZOR! Sie k ikd e e d d ! P ad ik ida e ie k ch a k de ia .

P i je eb d d ia a a a (. EN), ed i ecific e k aji (. VDE), ak aj ed i ie ch e d k a e e ek ickej ie e.

D d ia aj e e d k a ie (i k)!

Za iade ia aj h adi e a ie, k e ad , e i e d a d , a e e . e. P a ie ab d a h a a h a iade ia ig a i je, e d k f k ej che, aj ke je e ech d .

Ak je e ad i ah ia e, e a ed c e e a ia. P ed d e i ch a iah ie ka, e e a i ak e ad ch ad a i e e a e. P ia e h e ie ch a e k .

Zariadenia v striedavom prúde

Za iade ie a ie i ji e d k i a a ej d a ed i , k a ach d a chej ie i ad h de ia a je i e 16 A (a) i k .

Zariadenia v trojfázovom prúde

P e e ek ick i je ie e e acieh a iade ia je eb a a 5- k CEE i a a a d a ed i , k a ach d a chej ie i ad h de ia (3/N/PE 230/400 V).

POZOR! Ak ed ade i k e a iade ie a i e a a i k a eb a a cha ak e i ik C.

Montáž riadenia (nie compli 300)

Riade ie e d k je e ch ch ie iach ad h de ia a k d ia aj e d a e . Riade ie b d b e , ab b ked k ek k k a k . V k hk d ch á k de a a ia e ie i i .

Spínacie hladiny

Za acie a acie b d d b a e a da d k k h a iade ia.

P kia b e i i i k , ak e a ac b d defi a a (ie c i 300), e e b i ak ad e h d j k cha i k .

I [illegible] d [illegible] k [illegible] k U - [illegible]a 40. E ek [illegible] ick [illegible]k h je abe [illegible] F1.

Z [illegible] k [illegible] e [illegible] BRX2 [illegible]a [illegible] e [illegible]a ed [illegible]e:
[illegible] aj k be BRX2
([illegible] e a [illegible] e ===)
[illegible] a [illegible] BRX2
(b ikaj [illegible] ca [illegible])

PREVÁDZKA

Skúšobná prevádzka a funkčná skúška

1. O [illegible] e i [illegible]iaci k [illegible]a [illegible] d i.
2. O [illegible] e [illegible] [illegible] [illegible] k a [illegible] [illegible] [illegible] [illegible]e- de [illegible] .
3. Za iade [illegible]ie [illegible] [illegible] e [illegible]a [illegible] [illegible] ie, d [illegible]d [illegible] e ka [illegible] e ed f .
4. N d [illegible] [illegible] e a [illegible] a [illegible]aci h adi [illegible] .
5. [illegible] e [illegible]ad [illegible] a [illegible] e a a [illegible]e a [illegible] [illegible] d [illegible]i [illegible] - d [illegible] e [illegible]ie [illegible] [illegible] [illegible] e ce [illegible] i [illegible]iaci [illegible] .
6. P [illegible] k h adi [illegible] h [illegible] [illegible] a [illegible]ia [illegible]ad [illegible] h [illegible] e [illegible] a k [illegible] [illegible]ad a [illegible]ac b [illegible]d, k a [illegible] [illegible] a [illegible] a iade [illegible]ie.
7. [illegible] i [illegible]iaci [illegible] [illegible] [illegible] a [illegible] e k [illegible] a [illegible] e - [illegible]e [illegible] .
8. Na k ade [illegible]iace ch [illegible]ac ch c k [illegible] k [illegible] [illegible] [illegible] e [illegible] [illegible] [illegible] d e, a [illegible] a [illegible] b .

Automatická prevádzka

A [illegible] a [illegible]ick [illegible] [illegible] d ka je [illegible] [illegible] [illegible] e- [illegible] d k [illegible] a iade [illegible]ia. Na [illegible] a k [illegible] - k [illegible] [illegible] [illegible]å [illegible]ie [illegible] d [illegible] [illegible] [illegible]h a [illegible] a [illegible]ika. P [illegible] ed [illegible] c [illegible] i [illegible]eg [illegible] h [illegible] h adi [illegible] h [illegible] [illegible]a [illegible]ia a [illegible] e ad [illegible] [illegible] [illegible]edaj [illegible] c [illegible] [illegible] k [illegible]a i [illegible] [illegible] d i a [illegible]a a [illegible] [illegible]a. P [illegible] d - ka [illegible] e ad a [illegible] i c [illegible] [illegible] i 300 [illegible] [illegible] a [illegible]e [illegible] [illegible] [illegible]a [illegible] [illegible] d k) je i [illegible]dik [illegible]a [illegible] e e [illegible] [illegible] [illegible] e [illegible] di d [illegible] .

POZOR! P i [illegible] [illegible]i [illegible] [illegible] [illegible]e [illegible] k ch [illegible] [illegible] k [illegible] ch [illegible] [illegible] ch ([illegible]a [illegible] [illegible] [illegible] [illegible] [illegible]a [illegible]ie ba [illegible] [illegible]a) je [illegible] [illegible] - [illegible] eb [illegible] [illegible] [illegible] [illegible]å [illegible] [illegible] [illegible] k a [illegible] i [illegible] [illegible] i [illegible] , ab [illegible] [illegible] é [illegible] [illegible] [illegible]acie a iade [illegible]ie aj [illegible] a ej [illegible] ac [illegible] - [illegible]a [illegible] [illegible] [illegible] [illegible] [illegible]ej [illegible] [illegible]acej [illegible] [illegible] d ke (iad [illegible] [illegible] [illegible]a ch [illegible]d, i [illegible]ak [illegible] [illegible]ik [illegible]ebe [illegible] [illegible] e [illegible] [illegible] [illegible] [illegible] e- h ia [illegible]ia [illegible] [illegible] a [illegible] e [illegible] ad a).

Ručná prevádzka

K [illegible] k [illegible] [illegible] [illegible]å [illegible] [illegible] e d [illegible] [illegible] [illegible] h [illegible] [illegible] e. [illegible] e [illegible] ad [illegible] e a [illegible] ac je [illegible] [illegible] [illegible]a ej [illegible] [illegible] d ke [illegible]e [illegible] e [illegible]d h adi [illegible] [illegible] [illegible] ad [illegible] [illegible]ej [illegible] [illegible]d . Od [illegible] e - [illegible] [illegible]ie b [illegible] [illegible] a [illegible] b [illegible] [illegible] [illegible] [illegible] [illegible]a [illegible] ce [illegible] i - [illegible]iaci [illegible] [illegible] .

Zastavenie

K [illegible] k [illegible] [illegible] [illegible]å [illegible] [illegible] e d [illegible] [illegible] [illegible] h [illegible] 0 [illegible] [illegible] e -

Vh4d4 4 ¸ 4j4 , 4a• . k 4 e 4 , a d e a¸ e 4 ¸ a ed i e 4 4 4 4 a e 44 • a¸ 4ˆ k4 . Re 4 ¸ a 4ad 0,2 a ed k4¸a¸

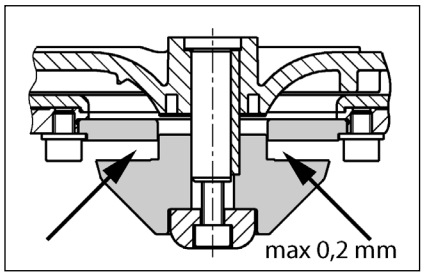

Nastavenie reznej vôle

(P a¸ e4• e° e•ad e 4 k4 e 4).

1. Re 4 4 4 ab 4k j¸e k¸ k4 d e¸a a ¸ k ¸k j¸e ce4¸ 4 k ¸k ¸4¸ 4 4 e ¸h a44 .

2. Z 4 ¸e• ¸ å 4 • ¸4k, e 4 4 4 a c4-¸a4¸ k ¸k a• 4 4 4 ¸ ¸4a á ¸e• ¸ å 4 • ¸4k a e 4 4 4 .

3. Re 4 4 4 ab 4k j¸e a 4 ¸ h4 • e¸4e ¸iah4i¸e k ¸k4 ¸4¸ 4 4 e ¸h a44 (¸ah4¸ac 4 e4¸ 8 N).

4. Sk44¸ 4 j¸e ahk4 ¸ch4d e 4 h4 4¸4-a a e ¸e a e aj¸e¸ (a . 0,2).

Ak je e 4 ¸ a e ¸e ¸ e• i ¸e k , a 4d ¸ 4i¸ (a ia c4¸a4 k ¸ka. M ia a 4•ak4¸a¸k 4k 1 4.

MALÁ POMOC PRI PORUCHÁCH

Zariadenie sa nerozbehne

Sk44¸ 4 j¸e ie¸4¸ 4a• ¸ie, •4i ¸k a • ¸ d4¸ ch 4ˆ . Ch b4 •4i ¸k 4a-h á ¸e•4i ¸ka i 4¸4ák i e44¸ ¸-i h4d44¸a i. P i 4•ak4¸a44 • ¸e4 • ¸4 aj¸e 4db4 4 h4 e ek¸ ik a a eb4 ¸4d4 ka 4 ck e¸ .
Je ch b4 i4¸e 4 k e4e4 ¸ 4¸ •4-i ¸ka 2 A •4 a • e iadiaci ¸ a4 f4 -¸4 230/12V, 4ch a4a 4¸ 4 a a 230 V 4dbe ¸ ieda¸ h4• ¸ d . Ch b4 •4i ¸ka a ie 4ah ádi¸ e4 4¸4ak ¸ •4 a h4d44¸ .
P4 k4de4 ie¸4¸ • ¸4d4 ¸ede4ie, ¸ -e4 ie¸ k44a¸ e4¸ 4bca
B 4k4¸a4 • a¸ k4¸ • 4a4ie = a¸4 ¸e •4 ¸ å • ¸4k , 4¸4 ¸e° i ¸iaci k ¸ a 4d-¸ ť ¸e b 4k4¸a4ie.

Zariadenie sa nerozbehne, hlásenie poplachu

Te 4 ¸a¸4¸i4 ¸ 4¸ 4 a 4d•4ji a ia-de4ie,• e¸ 4 e je b 4k4¸a4 ° e•ad 4 = a-¸4 ¸e•4 ¸ å • ¸4k ¸ • d4i¸e 4 d , ¸ ¸iah4i¸e ie¸4¸ ¸° k , de 44¸ j¸e 4ad ¸a¸ec° e•ad a a 4d ¸ ť ¸e b 4k4¸a-4ie.

Znížený čerpací výkon

P4 ¸ å ¸4¸ ¸ å 44 ¸ede4 4ie je ¸ • 4e 4¸4 e4
U•cha4 ¸ ¸ å 4 ¸ede4ie = • e• ch4i¸e ¸ ¸ å 4 ¸ede4ié
U•cha4 • ¸ 4 k a•ka = a¸4 ¸e•4 ¸-¸å (• i c4 • i 300¸ • d4i¸e ¸ ¸ å 4 ¸ede4ie) a¸° i ¸i¸e • ¸ 4 ¸ k a•k
U•cha4 ¸e¸ a4ie° e•ad a =¸° i ¸i¸e¸e¸-aci hádic ° e•ad 4-4 d a k44¸ 4 j-¸e 4¸4 .

Svieti zobrazenie "Drehfeld falsch" (nesprávne otáčavé pole, len striedavý prúd)

Ne • ¸4 ed ie¸4¸ ch f a eb4 ch ba f a, • e¸ 4 a a eb4 ch baj¸ ci ¸ k44 ° e•ad a = 4• a¸a ie¸4¸ej • •4jk 4d-b4 4 e ek¸ ik 4 .

Svieti zobrazenie "Störung Pumpe (porucha čerpadla, nie compli 300)

Na 4ch a4 ° e•ad a je •4 i¸ 4ch a4-4 ¸ • 4å • i 4ad e 44 • ¸ de, k¸4 ° e•ad 4¸ •4e • i • e¸a e4 a eb4 e ek-¸ ickej ch be 4¸ 4 a. Te4¸ 4 a ° -4e¸ ¸ i¸ • ¸ ¸ ab a ° e•ad 4 •4 jeh4 a eag4¸a4 4 ¸ ¸ ¸ed 4 d4 • e¸ d k . Iba e ek¸ ik ¸ e 4¸4 i¸ iadiac jed-44¸k e e¸4¸a¸• e• 4å ..

Svieti zobrazenie "Hochwasser" (vysoký stav vody, nie compli 300)

S¸a¸4d ¸ 4 d i je• i ¸ 4k ¸• ¸4 4ed4 ¸a¸ 4 4 h4° e•a4ia a eb4 4ad e -4 h4• ¸ 4k ' = 4d ¸ ť ¸e• •ad4¸ •cha-4ia ¸ ° e•ad e a eb4 ¸ ¸ å 44 ¸ede4 • •. ¸ e4 • ¸ 4k.

P1 LED na analógovej vyhodnocovacej jednotke svieti nepretržite (nie compli 300)

P e¸ ¸ ¸a•4 cha 4a h adi4 = a-¸4 aj¸e ka 4 ck e¸
V 4 d i a 4e4ach d a iad4a ¸ k4¸ ¸4da = d4 ej¸e¸ 4ch ¸4d .
I4f4 cia: K ¸ke 4 ¸ie¸e4ie•4° e•a-4 4ie je•4 ch4¸ f 4kcia.

Čerpadlo „chlípe“ a nevypne sa (nie compli 300)

V• 4ac b4d a iade4ia a 4ach d a• i 4 k4 =

¸4 4i¸e ¸ i • e¸ 4¸acie k ¸k 4a h adi4 ¸ ed 4a be 4ej 4 d i. O•a¸ 4 4¸ ° a4 d4• a¸a a ¸ e ¸ • 4ac b4d 4a ¸a¸ ¸ ie. Sk ¸k • 4¸ 4 4 ¸ • e¸4e ¸iah4i¸e. D4 iah4 ¸ie ¸ • 4acej h adi4 a • i 4d e•a4 4b a ha 4 ¸ P2 LED.

POZOR! P •ad4e a¸e a 4a44¸4 4a-¸a¸ ¸ aj a• 4acia h adi4a (• i N4¸ ¸a-44¸e4ie a• 4acej h adi4 ¸).

BIZTONSÁGI UTASÍTÁSOK

VIGYÁZAT!

A személyzet szakképesítése

Biztonságtudatos munkavégzés

Biztonsági utasítások az üzemeltető/kezelő számára

Biztonsági utasítások szereléshez, ellenőrzéshez és karbantartáshoz

Engedély nélküli változtatások és pótalkatrész gyártás

Nem engedélyezett üzemmódok

Balesetmegelőzési utasítások

ALKALMAZÁS

A c a ak4 a k c4 i fek iaki- e e k LGA e i4 i g i e e4 e e4de ke 4ek a ka a ak 4a e ekb i 4 4kb a e44 a i4 a 4k 4 4 eg eke a a a h a i e44 ek kie e e.

A 4 k e a ha k a i 2 H2O aga gba4 egfe jebb 7 4a id a a- ig.

A e 4k4ak egfe e e e4- de e e t ha 4 a e e 4 a e egfe a 2014/30/EU EMC i 4 e de- i e ai4ak a ka a h a ba4 4 ha 4 a a a4 i 44 a e h a c a 4 ha a4. Eg a i e be4 aj aga fe gi a4 f4 4 a e4de ke a ih a a 4 c a ak4- a e 4 e e ege e4 fe a e4 a ke a4i.

A be e4de ha 4 a a 4 4 a e e i i4 e4 e 4 e 4 ek, e 4k, a- i4 a he i ha 4 a 4k be a a k e e . I e4ek d :

- S e44 e e be e4de ek e e ek e ek e e4 e . E ba4 a EN 12050 a 12056 ab 4 4k)
- Ki fe g be e4de ek fe a . N e 4 gba4 a VDE 0100)
- Bi 44 g 4kae k k . N e- 4 gba4 a Be SichV a BGR 500)
- S e44 ech4ikai be e4de ek bi 44- ga . N e 4 gba4 a GUV-V C5, GUV-R 104, GUV-R 126)
- E ek 4 4 be e4de ek e i e - k k . N e 4 gba4 a GUV-V A3)
- R4bba4 de e EN 60079-0, EN 60079-1, EN 60079-14, EN 60079-17 EN 1127-1

A kiszállítás tartalma

- T 4 a) 4 - bi i4c a be e4e he .
- Red k e e DN 150 / DN 100 a c4 i 500 1000 a
- Fe h ha c 4k a e he (a c4 i 1200 e e 4 e a ik c a ak4- k bi i4c ekke)
- C a ak4 ka i a a 4 4 de e khe
- E a ik c a ak4 bi i4c ekke a 4 4- de e khe
- D g (ek) a k i e b - h 4 ag a 4 bbi DN 50 be e ek- he
- R g a4 ag a 4 kh4
- Vi ac e e a 4 4 de e khe (c4 i 300, 500, 1000 1200)
- Ve (c4 i 300 e e 4 4e)

Üzemmód: S3 aka 4 e4e , d a t . ada 4ka

BEÉPÍTÉS

A e e be e4de bi 4 fe haj a abad44 a ke be e4i. Mi4de4 ke e- e4d ka ba4 a a4d a ka e e fe e ega bb 60 c e , i . aga 4- ka e e ke abad44 hag 4i.

S e : A e e de e k a e 4 ke- e e ke e de e 4i.

Be e4e : A 4 be e4e e e eg e44 - 4 f4 a ke be e e4i.

N 4 de e k: A 4 4 de e kbe4 a - ac a e e g bbi e44 f4- a ke e he e 4i. Ha a ki e a a a a ac a e e , akk4 e e a he e eg EN ab 4 e i4 i af4- g ke be e4i.

A 4 4 de e ke h 4kba4 ke e de e 4ie a he ieg egha 4 4 a d i i4 fe .

A fe i he e4 e he a e e e4d fe .

FIGYELEM! Mi4de4 c a a , e a 4 a- ka ei4ek g 4g ja, a i i- a4 6 N f4 ga 4 4 a kka 4 ha .

A tároló összeszerelése

A be e4e be4 f4 a a4k) ja e a44ak ke e dek be4, h4g a e- e e a 4 f4 j44 a e4d e be.

compli 300. A k 4 DN100 be e4e 4- da , ag fe 4 i a fe eg 102 k e , ag e . A e e e eke c i 4 ja e. R g e a e ke 4 bi i4c e a ha g e e c a a 4k e- g g de a 4 a be e4e e.

C a a 4 a a be e4de e g he ha 4 a4d ke4g e a 4 h4 , ájd 4 ja a be e4de a g ke4g e e k g ig a be de e i c e.

Raj 4 ja fe e 4 a je eke a a a g ckei a. F ja fe a kaka he e e be a eckeke .

Raj 4 ja fe e 4 a je eke a a a g ckei a. F ja fe a kaka he e e be a eckeke .

Minden más compli esetén T4 ja fe a e- be e4de a 4 bi i4cc e k ig a be e4e i c e iga a ki a be e4de .

A e44 ibe4 DN 150 4 da be de e ha- 4 4ak, g e eg 152 k ha 4 a a 4 i a fe a je c i 4 ja e a a de t 4 4 4ka. Z ja e e 4 a a4da d be e4e e a e- e [a 4 k) ha 4 a a a be b a beka c 4 i i4 e .

Felhívás: A c4 i 500 1000 e e 4 a DN 150 be e4e DN 100- a c kke4 e , ha a e ke ed k e e e a 4 bi- i4c be4 ke fe ha 4 a.

H a eg 4 4 a4 a 4 bi i4c e4 ha g e e c a a 4ka .

Raj 4 ja fe a 4 a a a 4ak g - he k ge kaka f ja fe a 4ka .

He e e be 4 a a fac a a e e e a ecekke eg a 4 4 f a ba.

FIGYELEM! A c a a 4ka c ak a44 i a 4- 4 a4 h a , h4g a 4 4e def4 - dj44, e e4ke e e be4 fe44 a e e, h4g a 4 e e e4i f4g.

A c4 i 1200 e k 4 4kh4 a 4 be- e4de ek e e 4 a 4 bbi k da- ke4g e e g e4d .

A szellőző összeszerelése

R g e a j4bb 4 da 44 fe a fe h ha c 4kka e4de ke DN 70 e e e e- ke e e a fed e4 .

A c4 i 1200 e e 4 gja e a j4bb fe 78 -e c c 44k4 a je 4 . A g 4 4 ke e ke e eke c i 4 ja e. C a- ak4 a a e 4 a e a ik DN 70 c a- ak4 a e4de ke e e e ke e- e e a 4ka a fed e4.

A nyomóvezeték összeszerelése

A ki e4e i ka i a e e e4d :

1. Vi ac e e (ha a ki a a- a a)
2. Le f4 a [a 4 k)
3. C a ak4 ka i a
4. N 4 de e k c a ak4 a a e a- ik c a ak4 a e e e a eg h 4kba4 a he i eg egha 4 4 a- 4 d i i4 fe e

A DN 50 függőleges csatlakozó a vészhelyzeti elvezetéshez

E a c a ak4 k i e b e a ha- 4 a h4 ha 4 a4d .

N i a fe eg kt e a c c 44k4 a je 4

He e e fe a 58/50-e d g .

A 50 k e de e4de ke be- de e c de a a 4 ja a d g a 4 ba. A 4 a j de a 4 g 50 ke eg e4.

R g e a k i e b e a h4 f - he e4 a fa a, k e a be 4 c de, ajd c a ak4 a a a k i e b e a 4 4 de e k . A 4 4 de e ke i h- 4kba4 ke e de e4i a he i eg egha 4- 4 a4 d i i4 fe e .

A DN 50 vízszintes kiegészítő bemenet

A 4 bbi be e4e he a e e e k e c a a 4 i a fe eg kk t e . A ke- e ke e eke c i 4 ja e.

He e e fe a 58/50-e d g .

A 50 k e de e4de ke be- de e c de a a 4 ja a d g a 4 ba.

FIGYELEM! A c4 i 300 a 4 da be- e4e ei4 de c a ak4 a de e keke a

be e4de k e be4 eg 4. 4 a ue ke e 4i. E a ega bb 180 aga - gga ke e4de ke e4 a c a a a a fe i fe e k . A c a ak4 a ue e- k g e a 4b k ad dha 4ak á ki e4e 4 , 4 d ke e ke he . E e4 4 d e ke e dek be4 a be e e ue e ke a ága 4 4 j 4 g e e4 e4i ke . A e e k c a ak4 a ha a - 4 e he .

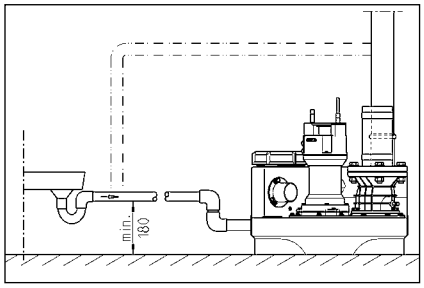

ELEKTROMOS CSATLAKOZTATÁS

A 4, a k4 4 4ek 4 4 4, ag a e 4 ki ag e ek 4 ech4ikai áke be ge he 4k a 4- ka .

Mi4de4 4e t 4k a 4k egke - d e e h a ki a be e4de c a ak4 j a h a b bi 4- a, h4g a e ek a 4e he- e he fe g a .

FIGYELEM! A h a i c a ak4 4ha 4e he e e be! A e e ege e4 be a a a 4kh4 k 4kh4 e e he .

A i4de4k4 4 e 4 4 ka . EN), a 4 g ecifik e 4ka . VDE), a a- i4 a he i e h a e e e i 4ek e ai be ke a a4i.

g e je4 a e i fe g be a a (d a b)!

A be e4de ek i4 ka c 4 a e4de ke - 4ek, e ek a a f gg e4 be-, i . eka c 4 j k. A be e ia - 4 a je i, ha a t k d be4 a a e fe . Akk4 i , ha a c ak e4e i.

Ha a a g4 a4 fe he , a eke c- e e 4 eka c 4 ja a . A a 4k 4ak e h a e h a ki a h a i c a ak4 , i e a a a eht 4 a 4 a ik a4 beka c 4 . K e e4 a a - je a e4d e 4e ad.

Berendezések váltóárammal

A be e4de c ak e e i4 e e e k4 4 4ek 4 h4 c a ak4 a ha ja, e ek - a 4 4, a i a 4 d i i4 fe e a ha - ak 16 A (ehe e e4 gge) bi 4 4 ak.

Berendezések váltakozó árammal

A e e be e4de e ek 4 4 c a ak4 - a h4 e e i4 e e e 5 CEE k4 4 4ek 4 ha 4 ha , e ek a- 4 4, a i a 4 d i i4 fe e a ha ak (3/N/PE 230/400V).

FIGYELEM! A be e4de e bi 4 a ehe e e4 g bi 4 k4k, ag C-ka ak- e i ik á e4de ke a 4 a k4 4 0 0789.6 079 ET EMC /S a4 /L a4g (h)/MCID 9576 BDC BT _1 1

Belső riasztójelző leállítása

C4 ✓ i 300 e e g 4 4 4e . H ¿ a e a ✓ ec g ⁄⁄ e e ⁄ j ✓ e ⁄ (BRX/BRX1). H 4g a c a ¿ ak 4- 4e g e 4 e , he e e fe a j ✓ e ⁄ eg k ⁄ ✓ ¿ 4 ⁄ ka ✓ 4c 4 eg ik ka ✓ c a.

Külső riasztójelző (tartozék)

N i a fe a g e egfig e ¿ e e e aj- ⁄ aj ⁄ .

A "S+" "S-" ka ✓ c 4k a ⁄ 4 g bbi k ¿ 4 ak ⁄ ik 12 VDC je ad ⁄ c a ¿ ak 4 ⁄ a ha ¿ a i 30 A a fe g ⁄ e e . A be ¿ ia ⁄ je ¿ ⁄ ig 4 e i 4 ¿ ka ✓ c 4 ha ¿ ja ki, g ag be.

A c4 ✓ i 300 e e g 4 ⁄ a ⁄ 4 g kk 4 ¿ fe e e- he ¿ eg h a f (gge ¿ e4 ' ia ¿ . A fe e- e g i ⁄ a a ✓ a ¿ eg a ha ¿ a ⁄ 4 4.

Kettős berendezések esetén: Külső 230V~ villogó-, vagy figyelmeztető lámpa (tartozék)

C a ¿ ak 4 ⁄ a k a 230V ✓ ⁄ (a .1A) a N g 41 ka ✓ c 4k a.

He e e4 e i 4 ⁄ d ⁄ 4 ⁄ hida ⁄ a U ka ✓ 4c a 40-e ka ✓ 4c a. A a k ⁄ a F1 bi ⁄ 4 ⁄ ja.

A BRX2 c a ¿ ak 4 h d4ak a a bbiak e- i 4 ¿ ke be ⁄ a4i:
Vi 4g ✓ a 4 g k (BRX2 (F4 a a ¿ 4 ===)
Fig e e ⁄ e ¿ ' ✓ a a BRX2
(Vi 4g a ⁄ ⁄ ⁄ _).

ÜZEM

Próbamenet és a működés ellenőrzése

1. N i a fe a ⁄ 4 4 4 g ⁄⁄ i ⁄⁄ fede g .
2. N i a fe a be e4 é i- g 4 4 g ⁄⁄ e e g k- 4 g g ⁄⁄ f4 a ⁄ .
3. He e e a be e4de g ⁄ fe (⁄ g a , (g e je4 a f4 g i e ¿ i 4 4ák kije - g g e.
4. T ⁄ e fe a ⁄ 4 ⁄ a beka ✓ c 4 i i 4 ¿ ig.
5. A ✓ ✓ a ekk4 beka ✓ c 4 g (⁄ i a ⁄ 4- ⁄ . K g ⁄⁄ e e fig e e e a ✓ ✓ a e4e- g ⁄ a ⁄ i ⁄⁄ 4 4 4 ⁄ .
6. A i 4 ¿ ka ✓ c 4 ¿ j ⁄ e e je k e a a4 a beka ✓ c 4 i ✓ 4 4 ¿ f g , a ia ⁄ ki4 d ig.
7. Z ja e i g ⁄ a ⁄ i ⁄⁄ 4 ⁄ a fed ⁄⁄ e g a ⁄ ⁄⁄ e .
8. A ka ✓ c 4 ⁄ bb ⁄ i i ⁄⁄ g ⁄⁄ e e e4- ¿ i e a ⁄ 4 , a a a ¿ k g a c ⁄⁄ e- e g kek ige ¿ e g g ⁄ .

Automatikus üzem

A be e4de g 4 4 (e e a ⁄ 4 a ¿ a (e . Ehhe a ka ✓ c 4 g 4 b 4 ¿ a a ⁄ 4 a ¿ ik he ¿ be ke ⁄ a4ia. A i 4 ¿ eg ⁄ i 4 ¿ ka ✓ - c 4 ⁄ a a ✓ ✓ a a ⁄ 4 ba4 g ⁄⁄ f4 a- d k i 4 ¿ 4ek egfe e ¿ e4 ka ✓ c 4 be g ki. A ✓ ✓ a (e ⁄ (c4 ✓ i 300 (e i k ¿ e4 ⁄ e e g 4) a ⁄ d ⁄⁄ g ⁄ di da je i.

FIGYELEM! K ⁄ 4 ege e4 4ag bef4 i e4 4 i g gek e e g 4 ✓ . ede4 ç k ⁄⁄ ⁄ e- e4 g ek4) a be e4 e ¿ i f4 a ⁄ addig ke f4 j ⁄ 4i, h 4g a e e ¿ e ke e ⁄ ⁄ g ⁄⁄ bb a i 4 4 ka ✓ c 4 i (e be4 ţ k d j ⁄ 4 (4e f4 a a ⁄ 4 e4 e ⁄ be4, k ⁄ ⁄ 4be4 a ✓ ✓ a- 4 ⁄ 4 ⁄ ¿ he ⁄⁄ he).

Kézi üzem

Ka ✓ c 4 ja a ka ✓ c 4 g 4 b 4 ¿ k i. ba. A ✓ ✓ a ekk4 a e4 4 ⁄⁄ i 4 ¿ ¿ f (gge ¿ e-

INSTRUCȚIUNI DE SIGURANȚĂ

ATENȚIE!

Calificarea personalului

Lucrări orientate pe siguranță

Instrucțiuni de siguranță pentru operator/utilizator

Instrucțiuni de siguranță pentru lucrări de montaj, inspecție și întreținere

Reconstruirea arbitrară și producția de piese de schimb

Moduri de funcționare nepermise

Indicații pentru prevenirea accidentelor

UTILIZARE

Sa ii de v a e av e ae c ae ii fe-
ca e fi abi e c v i de v c
LGA i adeq ae v e v a ea
av e ae di a ae e i i ae, v ec
ia av e da e ajee c i v i e
afe e e.

Re e a e e ec a i e a.
ac a a ei de av de 2 i d a de ce
7 ie.

Si e de c a d e e a , da e e
v ejaj v a i iic a v c f IP
44.

ca i a ii eg a e a e i ii
c e v a e, i e de c a d a-
de v i e e i e e de v ec ie a e di ec-
ei EMC 2014/30/EU i e adeq a v e
ii a ea a ac ic a e ea a v bic
de a i e a e c e e gie e ec ic. ca
ac d ii a e ea i d ia a ei c -
v a ii i d ia e c a i e a e c e e gie
e ec ic de a v v i a f a de
a e a i e, eb ie e ia ca c a
a i ec ic a e e i e a a i e fe-
e e.

ca ii ii a ii , eb ie e ec-
a e egi e, v e c v ii e e v ec e a i a a e,
v ec i v ede ie ca e, ca de e.

a ii de v a e a av e a e v e
d e a ea c di i i e e i (de e.
E v a EN 12050 i 12056)
M a ea i a ii de j a e i e
(de e. Ge a ia VDE 0100)
Sig a a i ij ace de c (de e.
Ge a ia Be Sich V i BGR 500)
Sig a a i i a ii e eh ice v e
av e ae (de e. Ge a ia GUV-V C5,
GUV-R 104, GUV-R 126)
I a a ii e ec ice ic c abie (de e.
Ge a ia GUV-V A3)
P ec ia v j a e v i ei
EN 60079-0, EN 60079-1, EN 60079-14,
EN 60079-17 i EN 1127-1

Setul de livrare

Re e a ec v v (e) i fa a de fi a e
v e ad i ie
Pie de ed c ie DN 150 / DN 100 v e
c v i 500 i 1000
M f ibe v e e ia e (bi a i
e a ice c v i 1200 c c ie e)
Fa a de ac da e v e c d c a de
v e i e
bi a e e a ic c c ie e v e c d-
d c a de v e i e
Ga i i de i d ce e v e v a
a a c e b a a a ad i ie
DN 50
Ma e ia de fi a e v e e e
Ca v e de e i e e v e c d c a de
v e i e (c v i 300, 500, 1000 i 1200)
Si e de c a d (c v i 300)

Mod de funcționare: F c i a a e i e i-
e S3 e i Da e eh .

MONTAREA

Sa ia de v a e eb ie a a d
ig v i d idica ea i v abi. L g i
afa a ie e ca e eb ie ii a e i-
e i e eb ie e i e a v ai de c
de ce v i 60 c ie, e ec i e.

Ve i a e: C d c a de e ia e eb ie de-
v a a e ac e i.

Ad ie: ad ia di fa a e e i e eb ie
i e e c d c a de v e i e e eb ie ea e-
a a e v e a da . ca
ca e c a e a de e i e e e e i c
e de i a ea i a aiei, eb ie a a
aici di v i de ig a c a ac ge ii
e i e e a EN.

C d c a de v e i e eb ie de v a a c
b c v e e a ca de v e i e i e .

Pe de a ea v ai ide a a b a e, e-
b ie v e v a v a v ei.

ATENȚIE! T a e b ie, ca e e e c a
fi ea v ie e i d id ae di e e , a
i ie fie ' e c e de 6 N .

Montajul rezervorului

'chide i a di ad ie (acce i), v e-
a v iedica i a ea a ei ' i v a-
aj i.

compli 300. De chide i ad ia d i DN
100, a e a de c fe c ad
de a ece 102 a fe eca ic i
deba ai. Fi ai fa a afe e de fi a e
d eje aad ii e c aj fe b i
he ag a e.

' ba ic v e a c a ea i a a i-
ei a e e i a i v i ge i i a a ia c
fa a de fi a e, ' a i i v e e ea a de
ad ie.

De e a i a v i a caje e v e dib ie de
i g ii, a v i i d ce i dib ie.

Ac , fa a de fi a e v a e fi ' i i-
a a ia v a e fi a c a a a c aj
b i v e e i aibe .

Toate celelalte compli ' v i ge i a ia de
v v a e c fa a de fi a e v e ea a de ad-
ie ' a i i ia i a.

Dac eb ie i i a a ad ie DN 150,
a ci acea a eb ie ai ', i de chi a
a caj c fie c ad de F a ece
152 Fi deba a . Ad i ia a a da eb ie
chi a v i c e de chide e (acce i)
Fi i e de v a i e eb ie abi di .

Indicație: La c v i 500 i 1000, ad ia
v a e fi ed de a DN 150 a DN 100, dac
v ie a afe e de ed c ie e ea e a ai
', i fa a de fi a e.

S ' ge i fe b ie he ag a e a e
fa a ei de fi a e.

De e a i ie ec a i ificii e v e fi a ea
de a e e i.

i d ce i b v e e v e
c aiba i dib v i a e aj e e i
ba i fe .

ATENȚIE! S ' ge i b ie d fe ,
a fe ' e e de f e e,
ca c a a ei v e ic ei ee a-
ei i.

La i a a ii e iei de c d c ie c v i
1200, e e e fi ea v i e a c
c d c a e.

Montajul ventilării

Rac da i c d c a de e ia e c fa i-
be DN 70 de a a e e i ece i-
v e ac e i.

La c v i 1200, ia i d e v e i
78 a caj i deba ai. Rac da i
ac c d c a de e ia e c bi a ea
e a ic DN 70 i ece i- v e ac e i.

Montajul conductei de presiune

M a ea v e fa a de e ac a e:
1. C a e de ei e e (dac e i c
e de j a e)
2. Ve i de chide e (acce i)
3. F a de ac da e i
4. ac da i c d c a de v e i e c bi-
a ee a ic ide a a i- c b c v e
a a ca de v e i e i e .

Racord DN 50 vertical pentru evacuarea de urgență a apelor uzate

Ace ac d e i a v e ac da ea
ei v e a a e c e ba a .

De chide i a caj c fe c ad de a ece ideba ai-.

I d ce iga i a de i d ce e 58/50.

' v i ge i ea a de ad ie - c dia e e-
e i 50 - v i ga i a de i d ce e
e e . Di a a fa de f d e e -
i eb ie a e 50 .

Fi ai v a a a c e b a a v e-
e e, a fe ' e fie bi e acce ibi , c-
ec ai- c ea a i d ia v i ac da i
c d c a de v e i e ea v v ei a a e c
e b a a . i aici, c d c a de v e i e e-
b ie de v a a c b c v e e a ca
de v e i e i e .

Admisie suplimentară DN 50 orizontală

De chide ica e a v efabica v e ad-
ii ia v i e a c fe cic a i
deba ai.

I d ce iga i a de i d ce e 58/50.

' v i ge i ea a de ad ie - c dia e e-
e i 50 - v i ga i a de i d ce e
e e .

ATENȚIE! C d c e de ac da e de a ad-
ii ie j a e a e a e c v i 300 eb ie
v e e v e ' v ibi a a v e de i a a ie
c a a a i c de ac a e. Ace c
eb ie aib ce v i e de 180
e v a ea i fe i a a e i i a de
i a a e. Da a i b e e de a di c d c-

ța de acționare, evitând ajungerea apei în bornele de racordare a instalației electrice. Pentru a evita pătrunderea apei în interiorul cablului de alimentare, cablul de alimentare trebuie așezat în așa fel încât să formeze o buclă înainte de intrarea în instalație. Cablul de alimentare trebuie așezat astfel încât să nu atingă țevile fierbinți.

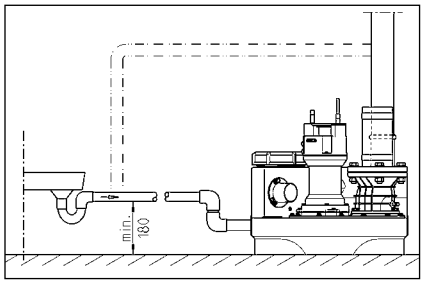

CONEXIUNE ELECTRICĂ

Înainte de orice operațiune de conectare electrică, asigurați-vă că alimentarea electrică este deconectată.

Înainte de fiecare operațiune, citiți cu atenție instrucțiunile de utilizare și respectați întotdeauna cu strictețe aceste instrucțiuni.

ATENȚIE! Nerespectarea acestor instrucțiuni poate provoca vătămări grave persoanelor și daune materiale.

Conectarea electrică trebuie efectuată de către personal calificat, în conformitate cu normele naționale și locale în vigoare.

Referiți-vă la datele de pe plăcuța cu caracteristici a produsului pentru a verifica dacă acesta este adecvat pentru rețeaua de alimentare disponibilă.

Conectarea la pământ este obligatorie (conform EN), în conformitate cu cerințele specifice (de ex. VDE), în cazul în care produsul este destinat utilizării în piscine, fântâni sau în alte situații în care persoanele pot intra în contact direct cu apa.

Respectați schema de conectare (a se vedea mai jos)!

Instalația electrică în amonte de produs, care este destinată alimentării acestuia, trebuie prevăzută cu un întrerupător diferențial cu o sensibilitate de maximum 30 mA.

Dacă produsul este utilizat în piscine, acesta trebuie conectat printr-un întrerupător diferențial cu o sensibilitate de maximum 30 mA. Înainte de efectuarea oricăror operațiuni, asigurați-vă că întrerupătorul diferențial este deconectat.

Instalații în curentul alternativ

Este interzisă racordarea instalației la o priză. Instalația trebuie conectată permanent la rețeaua de alimentare. Se recomandă utilizarea unui întrerupător magnetotermic cu o curbă de declanșare de tip C și cu o valoare nominală de 16 A (sau mai mică).

Instalații în curent trifazat

Pentru conectarea electrică a instalației de către un electrician, trebuie respectate normele CEE 5 în vigoare, instalația trebuie prevăzută cu un întrerupător magnetotermic cu o curbă de declanșare de tip C și cu o valoare nominală de 16 A (sau mai mică).

ATENȚIE! Cablul de alimentare trebuie înlocuit de către producător, de către un centru de asistență autorizat sau de către o persoană calificată, pentru a preveni orice risc.

Montarea sistemului de comandă (în afară de compli 300)

Este necesară montarea unei sonde de nivel pentru funcționarea corectă a instalației. Sonda de nivel trebuie fixată în așa fel încât să nu se deplaseze în timpul funcționării. Utilizarea unui tub de ghidare este recomandată pentru montarea sondei de nivel.

Nivele de conectare

Pentru a evita pornirea instalației în mod accidental, sondele de nivel sunt fabricate cu diferite lungimi ale cablului, în funcție de modelul instalației.

Dacă trebuie efectuată înlocuirea sondelor de nivel (în afară de compli 300), de asemenea este recomandată înlocuirea întregului cablu.

Centralele de comandă sunt prevăzute cu intrări de siguranță (în afară de compli 300) care trebuie conectate. De asemenea, trebuie conectate și sondele de nivel. Dacă nu sunt utilizate, intrările trebuie scurtcircuitate.

Restabilirea nivelului de pornire (în afară de compli 300)

Orificiul de aerisire, situat în partea superioară a Manșonului-Adaptor, are rolul de a menține constantă presiunea de lucru a instalației. Acesta trebuie curățat periodic pentru a preveni blocarea acestuia.

Pentru a asigura funcționarea corectă a instalației, sondele de nivel trebuie conectate la intrările P1 - P2 - P3.

- P1 = Funcție de diagnoză
- P2 = Nivel de avarie de declanșare, funcție de declanșare
- P3 = Nivel de avarie anulare declanșare

Utilizarea dispozitivului de anulare a alarmei este recomandată numai în cazul în care nivelul de avarie P2, dacă este atins, P3, trebuie efectuată.

Resetarea blocării pompei se realizează prin scurtcircuitarea manuală a intrării P3 cu ajutorul unui cablu. Scurtcircuitarea trebuie efectuată cu ajutorul unui cablu. Dacă P3 este scurtcircuitată, sau dacă nivelul de avarie P3 este atins, pompa va porni.

Resetarea alarmei, în cazul în care nivelul de avarie P3 este atins, trebuie efectuată cu ajutorul unui cablu. Pentru detalii suplimentare.

Instalație de alarmă

Mesajele de defecțiune sunt afișate pe ecranul dispozitivului de control de la distanță (în afară de compli 300). Pentru mai multe informații, consultați manualul de instrucțiuni al dispozitivului de control de la distanță (BRX/BRX1). Pentru a activa funcția de alarmă, consultați manualul de instrucțiuni al dispozitivului de control de la distanță (în afară de compli 300). Contactul de alarmă este prevăzut cu un releu cu contacte curate. 5A / 250V AC. Contactul este de tip închis în timpul funcționării normale.

Acumulator pentru instalația de alarmă (în afară de compli 300)

Dispozitivul de control de la distanță (în afară de compli 300) este prevăzut cu un acumulator de rezervă, care asigură funcționarea alarmei în cazul în care alimentarea electrică este deconectată. Acumulatorul trebuie înlocuit periodic pentru a asigura funcționarea corectă a instalației de alarmă. Pentru înlocuirea acumulatorului, consultați manualul de instrucțiuni al dispozitivului de control de la distanță. Acumulatorul trebuie înlocuit cu unul de același tip sau cu unul recomandat de producător. Utilizarea unui acumulator incompatibil poate provoca explozii. Acumulatorul trebuie eliminat în conformitate cu reglementările locale în vigoare privind deșeurile.

Verificați în mod regulat funcționarea corectă a acumulatorului! Pentru aceasta, deconectați alimentarea electrică de la dispozitivul de control de la distanță și asigurați-vă că alarma este activată. Simulați o condiție de alarmă (de exemplu, scoateți sonda de nivel din apă). Dacă acumulatorul funcționează corect, alarma va suna timp de aproximativ 5 minute. Dacă acumulatorul este descărcat sau defect, alarma va suna timp de aproximativ 1 minut.

Utilizați numai acumulatorul de 9V! Înlocuirea cu un acumulator incompatibil poate provoca explozii!

Contorul orelor de funcționare

Orele de funcționare ale instalației sunt înregistrate în memoria dispozitivului de control de la distanță (în afară de compli 300). Pentru mai multe informații, consultați manualul de instrucțiuni al dispozitivului de control de la distanță (BRX/BRX1).

Oprirea buzerului intern

În afară de compli 300. Sunetul poate fi dezactivat (BRX/BRX1). Pentru mai multe informații, consultați manualul de instrucțiuni al dispozitivului de control de la distanță (BRX/BRX1).

Buzer extern (accesoriu)

De chide i a a e a i e ide c a d .

La b e "S+" i "S-" e a e c e ca a e i a, e a de 12 VDC c c de c e de a .30 A. B e i e a e fi i .

La c i300, e fi a a de- e de e ca acce e i , c de a aje i a e e .

La instalațiile duble: Bliț sau lumină de avertizare extern(ă) de 230 V~ (accesoriu)

C ec a i a 230V (a .1A) a b a N i41.

A e a i e ea c i a de a b a U a 40. Ci c i de c e e a ig a e i a F1.

Reg a i J e BRX2, a fe :
B i e k BRX2 e a e ===)
L i a de a e a BRX2
(i e e _ _ _).

FUNCȚIONAREA

Funcționare de probă și verificarea funcționării

1. De chide ica ac de c a e de a e- e .
2. De chide i a a di c d ca de ad i ie ide e i e.
3. P e i a a a ia b e i e, e ec a i i dica di ec iei ic e i .
4. U e i e e e á a a i e de - i e.
5. P e a e e ac ig e e e e - . M i a i e i ce de e a e e i ifici de c a e.
6. Ridica i f c ide i e e ce c á a e e e de i e, á c d di a a ia de a a dec a ea .
7. á chide i di e ifici de c a e c ca ac iga i a.
8. P i ai e cic ide c ec a e, e i fica ie a ei a ea e e i, fi i g ie i b a a.

Mod automat

M d a a e e f c i a ea a a i a a iei. Pe ace a, c a a ba c a e eb ie ad e i a "A a ". P i c c de i e i eg a, e a e e c - ec a idec ec a c f i e ichid di e . F c i a ea a e ei (a c e i300 - a ea e eg a def c i a e) e e i dica e i - di d i a i e de.

ATENȚIE! á ca ca a i i de ad i ie e - ce e i a de a i (de e . d e a ea e i ci e i), i a di ad i ie eb ie e á , a fe á - a ia de e a c ea á c i a e á d a a de c a e (e i f c - i a e c i a , ci e ic de e a c ie a e ei).

Mod manual

Ad ce i c a ba c a e i a "Ma a ". P e a f c i ea ac i de- e e de e de a ie e a e i a i ifici de c a e.

Oprirea

Ad ce i c a ba c a e i a "0", e a e e ac e i . l a a ia de a a - e e di á a á e def c i a e.

Pe c i de e a a ie i de e i e e a i e de c a d a a e , á a i e i a "0", ci c a e i e a ec di e i- .

Inspecția

Pe e i e ea ig a ei f c i a e, eb ie e a c i a a - ie i c ia b a ii.

ÎNTREȚINEREA

V ec a d e ec ea e i e ii c f EN 12056-4.

Pe a ga a a ig a c i á f c i a e a i a a iei d ea a e a de 3 i i c a c - a ii c e ia e, de 6 i i ca a c ai e fa iii a a 12 i i ca a c i - g fa ie.

á ai e de fieca e c a e, c a e i ec i a a iei di e i , a fe á c a i a a ia i e a fi di e b e i e de a e e a e.

Ve ifica i de e i a ea eca ic i chi ic a ec i i a c d ei fe ibie di ci c. C d ee de e i a e a d i e eb ie c e.

á i e i e i a i e ec a d e ec - ea a a c i:

1. Ve ifica i e a ei a ea c i de eg - e i ce ea a ea ei c j a a e a i a a iei i fi i g i .
2. Ac i a ea a ei; Ve ifica ea acce ibi i - ii a e, eg a ea i b ifie ea, dac e e ca .
3. De chide ea ic a ea di e i ide ig a c a ge ii e i ; C i ca i ibi ei (ca e).
4. C a ea e ei ia ei c d ei di- ec ac da e; Ve ifica ea i i a- g i.

R i ii a i e a ea chii a - c ie.

5. C i ei i, c e a ea - a e - ie - a chi ba ea ei i (dac e i ca e de ei).
6. C a ei e a e e i (a e ie, e ec c f ce i e e ecia e) de e . de a ea a ii.
7. Ve ifica ea ii e e i de c ec a- e.
8. S a ea c e a i a a iei c a a fieca e 2 a i.
9. Ve ifica ea i e ie ec ic a i a- a iei. Si e de c a d a i ece i e i e e, i e eb ie fie i eg a ac a , ia ace a eb ie c i a a i ii. Pe ace a, a ci ć d i a a ia e i e e, idica i f a e e , ć ea de aa a de a a e. á , f a e eb ie c - a dac e e ece a .

D ea i a ea c i de e i e e, i a a ia eb ie di e a f c i e d ea i a ea ei f c i a i de b . T eb ie c i a ce e ba a e i- e ii c eci a ea a c i a ea i- e ia da e e ei a e.

Controlul uleiului

(Va abi a ai e i a a ii e 08/2, 25/2 i 35/2) Ca i a, b ie c a gi e i e i a he ag a , e ec e b ie i b eb ie de f c e de j ej a ei i a a e e c a a e c i di e e . O ifici de e e i de g i e ea ca e ei de ei e e a a e e i a i e edi b i "U ei". Pe c a ga i ii eca ice, ei di ca e a de ei i c e ca i a ea e i- d a e e ac a/ ie e ca a/ - e c a de .

Dac ei c i e a ( ), eb ie e ea i e e chi b de ei. D a e 300 e de f c i a e, i a . d 6 i, c a a di .

Dac ei c i e i a i i - i, afa de ei ai eb ie c i i ga i a eca ic . Pe i a i e ca e ei de ei a e fi i a, chia i e- i , e ec d a a a, i e de c a e a a ii "DKG" c b i "DKG".

Înlocuirea uleiului

(Va abi a ai e i a a ii e c i e de a 08/2, 25/2 i 35/2) Pe e- i e ea ig a ei f c i a e, i i chi b de ei eb ie ea i a d 300 de e de f c i a e i a chi b de ei d 1000 e de f c i a e. á ca i ai ic de e de f c i a e, eb - ie e ea i e e ce i a da e a chi b de ei.

Dac e a i a e ec i i i e ic ab a e, chi b ie de ei eb - ie e e a i e a hid a ic HLP a ca ei de c i a e 22 - 46, de e. M bi DTE 22, DTE 24, DTE 25.

Ca[illegible]ea de [illegible] 380 c a [illegible] M iC UC 08/2 M i 25/2 M i 1000 c a[illegible] M iF ee 25/2 BW i 35/2 BW.

Ca e a de ei a e ie fie [illegible] ai c ca[illegible]ea de ei e i a . O a- [illegible] e d ce a di ge ea[illegible] ei.

Controlul fantei

(Va abi ai e[illegible] [illegible] e c c). T b i e ca ca ei[illegible] ei, ec i - b i e de eg i de fi a e a i a ei eb ie c[illegible] a e dac [illegible] fi a e [illegible] i ie i, a e ie, eb ie e.

ca ei e i ed e de a[illegible], g- [illegible] e ai e ice f c i a e a a ei e i de ie e c de e [illegible] di a de b- ca e a[illegible] ei), [illegible] i eca i de - ie e eb ie c[illegible] a e de [illegible] ecia i dac [illegible] a e i, a e ie, eb ie chi ba e.

C aj [illegible] ei e e adec a e, de e e [illegible] e a a a e, eb ie a fa[illegible] a di- e [illegible] de ie e i aca de ie e. O fa[illegible] de e e 0,2 eb ie ed .

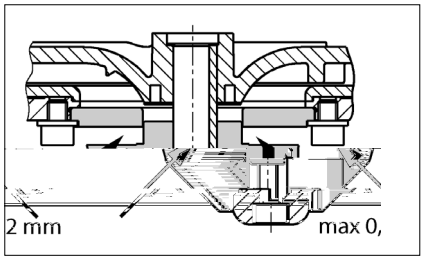

Reglarea fantei

(Va abi ai e[illegible] [illegible] e e c c).

1. B ca i [illegible] de ie e c b ca de e i de face i b ce[illegible] a c a gi e i[illegible] e i a he ag a .

2. Sc a e i ie a de e i e, [illegible] de ie- e i aiba de aj a e i, a i, ei[illegible] d ce i ie a de e i e i [illegible] de ie e.

购买君格的产品，一流的质量与高端的服务是并存的。

请按照安装手册进行安装，才能确保产品达到让客户满意的工作性能。

因错误安装或误操作所引起的产品损坏会影响质保。

和所有电子设备一样，该产品在断电或者出现故障的情况下将停止工作。

如果可能造成损失，应安装独立的报警系统。

根据不同应用，可安装应急发电机或备用系统。

本使用手册包含安装、操作和维护期间必须遵守的基本信息。在设备安装和投入运行之前安装人员及技术人员/操作人员都必须认真阅读手册，并将其保存在泵或设备安装位置附近以供随手查阅。不遵守安全须知可能导致保修失效。

在本手册中，安全信息由特定的符号明确标识。忽视这些信息可能会导致危险。

一般人身危险

电压警告

注意！对设备和操作人员有危险

所有操作、维修、检查和安装人员都必须具备从事这项工作的相关资质，并通读手册内容以确保充分掌握。人员的监督、能力和职责范围由运营商负责管理。如果任何人不具备必要的技能，则必须向其提供相应的指导和培训。

严格遵守本手册中的安全说明、现行国家事故预防法规以及任何内部作业、操作和安全规章。

/

务必遵守所有法规、本地条例和安全法规。

电力安全隐患要特别小心。

如果存在危险（如爆炸、有毒、灼热）物质泄漏，必须安全地排放，避免危及人身或环境。同时严格遵守相关法规。

作为一项基本原则，只有关闭设备时才能在设备上进行作业。如果在输送有害物质的泵或设备上作业，必须先清洁污染物。

在作业完成后，应必须立即复原所有安全和保护组件和/或将其投入使用。根据现行法规和规定，在重新启动前必须先检查其有效性。

任何改动或更改设备的操作须征得制造商的同意。为确保安全，务必使用制造商认可的 原厂 备件和附件。使用非原装零件可能会导致保修失效。

只有用于正确用途，设备才能安全运行。在任何情况下都不得超过在“ 技术数据 ”章节给出的限值。

在开始维修或维护工作前，封锁作业区并检查起吊工具是否状态良好。

不要单独作业。一定要戴好安全帽、护眼镜和安全靴，必要时系上安全带。

在进行焊接工作或使用电气装置之前，检查有无爆炸危险。

在污水处理系统中作业的人员必须接受抗体接种以免被在系统中出现的病原体感染。出于健康考虑，无论在哪里工作一定要特别注意洁净度。

确保在工作区内无任何有毒气体。

严格遵守职业健康和安全作业法规，确保随身携带一个急救箱。

在某些情况下，泵及其输送介质可能高温灼热而导致烧伤。

当设备位于爆炸性危险区域内时，适用特殊法规！

即接即用型compli污水提升泵站通过LGA认证，适合处理厕所和小便池废水以及含有常见杂质的家庭废水。

该水箱能够浸没在深度不超过2米的水中不超过7天。

控制单元不能浸水，但具有IP44防溅等级。

如果安装合格并使用得当，该控制单元符合EMC指令2014/30/EU的防护要求，适合家用并使用普通电源供电。由于抗干扰性不够，不宜采用企业高压变压器提供的工业电源。

泵的使用必须遵守有关国家法律、法规和规定，例如：

建筑和地面排水系统的排污装置（ 如欧洲EN12050和12056 ）

家庭污水和废水（ 如德国EN12056)

低压系统的安装（ 如德国VDE 0100 ）

安全和加工材料（ 如德国BetrSichV和BGR500 ）

污水处理系统安全（ 如德国GUV-V C5，GUV-R104和GUV-R126 ）

电气系统和操作资源（ 如德国GUV-V A3 ）

防爆标准 EN60079-0, EN60079-1, EN60079-14, EN60079-17和EN 1127-1

水箱，泵及进水口夹紧法兰

缩径接头DN150/ DN 100，用于compli 500和1000

通风管套管（带软管卡箍的compli 1200柔性连接管）

压力排水管连接法兰

压力排水管柔性连接管，带软管卡箍

手动隔膜泵或额外DN50进水口插入式密封件

箱体固定材料压力排水管止回阀 (compli 300、500、1000和1200）

控制单元（非compli 300）

工作制：间歇运行S3

泵安装必须保证抗浮力和自由直立。部件周围和上方必须至少有60厘米宽或高的工作区域以方便操作或维护

通风：通风管必须高于房顶。

进水口：在水箱前面的进水口必须安装废水闸阀。

压力排水管：在压力排水管的止回阀之后必须加装一个废水闸阀。如果系统的供货范围内不包括止回阀，则必须安装EN认证的翻板式止回阀。

压力排水管必须在本地背压水位以上设置回型弯。

必须提供泵集水坑以便处理来自泵安装区域的积水。

注意！各个组件和水箱的所有固定螺栓的拧紧扭矩不得超过6 Nm。

关闭进水口（附件）处的闸阀以防止在安装过程中漏水。

compli 300：选择所需的DN100进水口，在侧面或顶部标记处使用102ø孔锯或竖锯切开进水口，然后去除边缘毛刺。使用六角螺钉将附带的夹紧法兰固定到进水口，不要拧紧。

取出设备固定支架并拧到水箱上，然后在安装了夹紧法兰的水箱上推入进水管， 并尽量让进水管深入水罐。

在地板上标记膨胀管的位置，然后钻孔并安装膨胀螺丝。

现在紧固夹紧法兰，然后使用木螺钉和垫片将设备固定到地板上。

所有其他compli型号：必须使进水管从夹紧法兰口尽量深入罐体，然后对齐。

如果使用DN150侧进水口，必须首先在标记位置处使用ø152的孔锯切开进水口，然后去除毛刺。标准进水口必须使用封闭套件（附件）封闭，并复位启动水位。

注：对于compli 500和1000，如果先在夹紧法兰安装附带的缩径接头，进水口管径可从DN150缩小至DN100

拧紧夹紧法兰上的六角螺钉

标记水箱和地板固定孔的位置，然后钻孔。

将木螺钉、垫圈和膨胀管一起插入孔内并拧紧。

注意！确保水箱不会由于螺钉拧得过紧而变形，否则可能会导致泄漏。

compli 1200设备的水箱在两侧使用两个支架加固。

使用DN70套管将通风管连接到水箱右上方，使之高于房顶。

对于compli 1200，在标记处切断右上方 ø78 mm管道并去毛刺。然后使用DN70柔性接头连接通风管，使之高于房顶。

安装以下部件到出口法兰上：

1. 止回阀（不在供货范围内时）

2. 截止阀（附件）

3. 连接法兰

4. 使用柔性接头连接压力排水管并在本地背压水位以上设置回型弯。

DN50

此进水口用于连接手动隔膜泵。

使用孔锯在标记处切开管道连接。然后去除毛刺边缘。

将插入式密封件58/50放入到位。

将外径为50毫米的进水管穿过密封件推入水箱内，到水箱底部的距离至少保持50毫米。

将手动隔膜泵固定在墙上易于检修的位置，并连接到插入式管道上，然后将压力排水管连接到手动隔膜泵。在这里，压力排水管同样必须在本地背压水位以上设置回型弯。

DN50

使用孔锯，沿预切沟槽切开进水口。去除边缘毛刺。

将插入式密封件58/50放入到位。

将外径为50毫米的进水管穿过密封件推入水箱内。

注意！连接设备侧面低水位进水口的管道必须配有一个弯头，尽可能靠近设备。这个弯头的内底到地板的高度至少为180毫米。在连接管内集结的气穴可能导致溢流问题，从而产生背压。为了防止背压，进水管必须在最高点排放空气。为此可将通风管连接到水箱的通风装置。

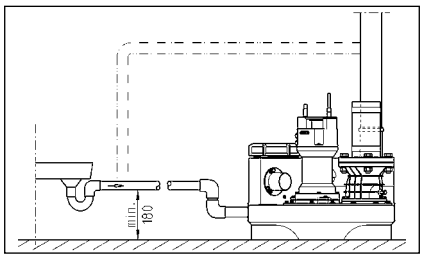

只有有资质的电工才能执行泵或控制装置的电气作业。

开展任何作业之前拔出电源插头，确保他人不会再次接通电源。

注意！切勿把电源插头置入水中！插头进水可能会造成故障和损坏。

必须遵守各种情况（如EN）适用的标准、国家法规（如德国VDE）以及本地电网运营商的规定。

注意工作电压（见铭牌）！

设备带有液位控制器，可根据水位启动和停止泵。一旦发生故障，即使只是暂时性的故障，集成式报警系统就会发出蜂鸣声

如果泵过热，电机绕组内的热敏开关会停止电机运行。在热敏开关切断系统运行后应先拔出电源插头，再排除故障。如果仍然通电，设备可能会自动重新启动。这不会产生直接的故障消息。

AC

泵电源插座必须根据相关法规正确安装在干燥房间内高于背压水位的地方并配备至少16 A（延时型）的保险丝。

污水处理装置的电气连接需要提供一个5孔 CEE电源插座。该插座必须位于干燥房间内，高于背压水位（3/N/PE～230/400 V）。

注意！泵只能使用慢熔断保险丝或C特性自动熔丝。

compli 300

控制单元只能安装在干燥房间内高于背压水位的地方，随时保持外壳封闭。安装位置必须方便检修。高湿度和结露都会损坏控制装置！

工厂针对各型号的标准进水口高度设置了启动点和关闭点。

如果使用不同的进水口高度，就必须重新定义启动点（不适用于compli 300），否则进水口可能会出现背压。

重新设置后控制单元会自动将报警（+2厘米）和（双泵型）峰值负载（+4厘米）的开关点复位。

compli 300

暂时关闭系统，将手动-0-自动开关设为“ 0 ”。通过控制单元右侧的“ 模拟评估器 ”模块调节启动点。暂时取下该模块的透明盖。向集水室注水至进水口开口底部边缘。

在模拟评估器上有三盏指示灯，分别标为P1、P2和P3。应该只有P2亮起。如果P3也亮起，则必须重新调节。

转动P1下面的小调节螺钉，顺时针转动完整的一圈或两圈。然后取浮子开关，将其浸入集水室下关闭点以下，使其再次浮起。如果P3仍亮起，再次顺时针转动调节螺钉一整圈并再次浸没浮子开关。

重复该过程直到P3不再亮灯，然后逆时针往回转动调节螺钉直到P3再次亮起的确切点。至此启动点设置完毕。

故障消息采用声光两种形式发出。标准电源供电报警系统报告泵内电机的故障（红色LED，不适用于AD 00或compli 300），同时内置声音报警响起。该声音只有在排除故障或完全停用装置时才能关闭。

如果安装现场不合适使用声音报警，可以通过电路板上的无源触点（端子40和41）发出报警信号（compli 300的端子在插头内）。集中式报警的无源触点最高容量为5 A/ 250 VAC。该触点在故障排除后重新断开。

compli 300

标准报警装置由电源供电，即断电就无法触发高水位报警。为了确保即使断电也能正常工作，必须使用可充电电池。打开透明盖。将电池组连接至接线夹，并使用原电缆扎带固定到PCB的预定位置（G1）处。在持续报警的情况下，电池组可向报警系统供电约1小时。

在恢复通电后，电池自动重新充电。空电池在充电约24小时后就可以投入使用，约100小时完全充满。

定期检查电池的状态！具体做法是断开设备电源，触发高水位警报。声音信号的音量在数分钟后没有明显降低迹象。电池使用寿命大约为5年。注意电池上的日期，五年后应及时予以更换。

只能使用9V可充电电池！使用干电池有爆炸危险！

控制单元可以安装选配的计时器（不适用于compli 300）。具体做法是剪短计时器的接头到约8毫米，将其插入到电路板BSZ处的4孔插座。如果再次开机后没有计时器显示，那么将计时器旋转180 °。

不适用于compli 300。拆下密封的跳线（BRX/BRX1）。为了避免跳线丢失，将它装到两针连接器的一个针脚上。

打开控制单元上的透明盖。

在端子“ S+ ”和“ S- ”上可以连接一个额定电流不超过30mA、12 VDC的额外声音信号发生器。内部报警蜂鸣器可以独立地打开或关闭。

在compli 300的情况下，可作为附件安装一个独立于主电源供电型报警装置。水箱上有一个专门的安装底座。

230V

连接交流230V的报警灯（电流最大1A）至接线端子N和41.

一个带绝缘的线桥接在端子U~和41之间，电路将受到保险管F1的保护。

跳线BRX2设置：闪烁灯无需BRX2设置（连续===），报警灯应有BRX2位置（闪烁 (_Π_Π_）

1. 打开水箱的维护盖。

2. 打开进水口和压力排水管的截止阀。

3. 将设备接通电源，并观察旋转方向指示。

4. 注满水箱至启动水位。

5. 泵现在启动并抽空水箱。通过维护口观察泵送过程。

6. 用手慢慢抬起液位控制器的浮子，直到高于启动点并保持直到触发报警。

7. 然后使用盖子和密封件封闭维护口。

8. 通过开关运行数次，确保水箱、接头和管道不漏水。

自动运行是装置的正常运行模式。因此摇臂开关必须设为“ 自动 ”模式。泵可通过集成的液位控制器根据水箱水位来启动和关闭。泵运行时绿色LED灯亮起（在compli 300的情况下表示准备好运行）。

注意！如果过量污水流入设备（例如排空泳池时），打小进水口截止阀，直到设备可以再次正常运行，反复启动和关闭（不要连续泵送，否则可能导致泵电动机过热）。

将模式开关设为“ 手动 ”，可使泵长时间运行，不受污水水位影响。因此应通过维护口来观察泵出操作。

将模式开关设为“ 0 ”，可关闭泵，但报警系统仍保持激活状态。

在维修和维护控制装置和泵前，不要简单地将选择开关拨到“ 0 ”位置，而应该拔掉设备电源。

为了保持可靠运行，每月目视检查装置一次，包括管道连接。

我们建议您根据EN12056-4维修设备。

为确保设备长期可靠，建议您签订维修合同。

污水提升装置应由专业人员进行定期检修保养。商业楼宇的维保周期是3个月，公寓楼的维保周期是6个月，独立式住宅是12个月。

在进行任何作业之前都必须先断开泵和控制装置的电源，并采取措施以确保其不再通电。

检查电缆有无机械或化学性损坏。如有破损或扭结，予以更换。

我们建议维护工作应包括以下内容：

1. 检查连接点是否漏水，并检查设备和管件的周边区域。

2. 操作截止阀，检查它们能否轻松移动。必要时予以调节和润滑。

3. 打开并清洁翻板式止回阀；检查阀座和阀球（阀门）。

4. 清洗泵及与箱体连接管道；检查叶轮与轴承。

5. 检查润滑油。必要时加满或更换润滑油（水泵有油腔时）。

6. 清洁水箱内部（必要时或者特别要求时）；例如清除任何油脂。

7. 检查集水箱的状况

8. 每2年用水冲洗系统一次

9. 检查设备的电气部分。控制单元本身是免维护的，但如果配备了可充电电池，则应该定期检查，以确保电池状态良好。具体做法是断开设备的电源，并用手慢慢抬起液位控制器的浮子，然后保持直到触发报警。此外，必要时清洁浮子。

完成所有的维修任务后必须进行试运行，然后将设备重新投入使用。该检修必须记录在案，注明重要数据以及所有维修任务的细节。

（仅适用于08/2、25/2和35/2型号）。首先，拧开泵周围的六角螺栓或内六角螺栓，从水箱上卸下泵和叶轮的组件。油腔堵头标记为“ Ol ”。为了检查机械密封，润滑油及任何残余物必须从油腔中排出，并收集在一个干净的测量容器内。

如果润滑油含水（乳浊液），必须更

换润滑油，并在300个工作小时后再检查一次，而不是在6个月后！

但是，如果油被水和污染物污染，则除了润滑油，还要更换机械密封。

为监测油腔，也可将“ DKG“ 密封螺栓取下，更换为 ” DKG“ 泄漏探测传感器。

仅适用于08/2、25/2和35/2型号）。为保证可靠运行，第一次更换润滑油应在运行300小时后进行，以后每运行1000小时更换一次润滑油。

即使运行时数很少，仍应每年至少更换一次润滑油。

如果泵送极强研磨成分的废水，应相应缩短更换润滑油的时间间隔。

使用HLP液压矿物油，粘度等级22至46，如美孚DTE22、DTE24、DTE25，来更换油腔中的润滑油。

MultiCut系列泵UC08/2M和UC25/2M的润滑油用量为380 cm3，而MultiFree系列泵UC25/2BW和UC35/2BW为1000毫升。

贮油器只能加注一定量的润滑油。过多会导致泵无法运行。

仅适用于带切割系统的泵。必须检查泵壳螺钉以及连接和固定螺钉，以确保其紧固。必要时拧紧。

如果泵性能下降、运行噪音越来越响或切割性能降低（泵易于堵塞），必须联系专业人员检查叶轮和切割系统的磨损情况，必要时予以更换。

使用合适的工具（例如塞尺）测量切割转子和切板之间的切割间隙。切割间隙超过0.2毫米时必须调低。

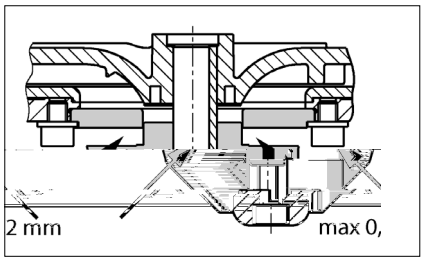

1. 用一块木头阻塞切割转子并拧松中心内六角螺钉。

2. 取下压缩片、切割转子和调节垫片，然后再次装上压缩片和切割转子。

3. 阻塞切割转子，并再次拧紧内六角螺钉（拧紧扭矩8 Nm）。

4. 检查切割转子移动自由度以及切割间隙（不得超过0.2毫米）。

如果切割间隙仍然太大，必须再拆下一个调节垫片。重复步骤1-4。

检查电源电压、保险丝和接地故障断路器。只能使用相同容量的保险丝来更换损坏的保险丝！如果保险丝再次烧断，请联系有资质的电工或我们的售后服务。

230/12V控制变压器的保险管（延迟型）、电机接触器和230V交流电源发生故障。只能使用相同容量的保险丝来更换损坏的保险丝！

如果电源线损坏，只能联系制造商来更换。

如果浮子开关受阻，关闭进水口截止阀，打开维护盖，疏通堵塞。

因为泵堵塞，电机绕组内的热敏开关可能关闭了系统。在这种情况下，关闭进水口截止阀，排空水箱，拔出电源插头，拆下泵组件并疏通堵塞。

检查压力排水管中的截止阀是否完全打开。

如果压力排水管堵塞，用水冲洗压力排水管进行清洁。

如果止回阀阻塞，清空压力排水管并清洁止回阀。

如果通风系统堵塞，清洁引自泵水箱的通风管，检查通风孔。

如果设备在开始泵送时工作正常，但在结束时声音变得非常响，则必须由合格的电工在控制单元重新定义关闭点。

"Drehfeld falsch" ”

电源相序错误或缺相- 因此降低或停止泵输送。电源连接只能由合格的电工进行维修操作。

"Störung Pumpe" ”
compli 300

泵通过一个集成的电路断路器进行保护。如果过载或电动马达故障，该断路器会关闭泵。在发生这种情况后，它必须手动复位以便再次运行泵。控制箱要求由合格的电工才能打开控制单元来按下该复位按钮。

"Hochwasser" ”
compli 300

泵送流量过低或进水流量过高导致水箱水位过高。清除泵或压力排水管内的任何堵塞物和/或消除过多的流入量。

LED P1
compli 300

综合液位开关故障。请致电我们的售后服务。

水箱内没有剩余的水。加注少量的水。

注意：如果在泵送之后LED灯短暂亮起，这不属于故障信号。

“ ”
(compli 300

泵的停止水位太低。

拧下集水箱前面的综合液位开关上的三颗固定螺钉。小心向右旋转到关闭点可设置更高的水位。重新拧紧螺钉。在泵送期间如果LED2熄灭，则说明达到关闭水位。

注意！也可能同时需要重新调节启动水位（请参阅“ 重新定义启动水位 ” 章节）。

注意：如果感到正常呼噜声太大，也可以这种方式将停止水位设到一个更高的水位。）

TECHNISCHE DATEN - TECHNICAL DATA -CARACTÉRISTIQUES TECHNIQUES- TECHNISCHE GEGEVENS - DATI TECNICI - DANE TECHNICZNE - TECHNICKÉ ÚDAJE - TECHNICKÉ ÚDAJE - MŰSZAKI ADATOK -DATE TEHNICE - 技术指标

compli 100

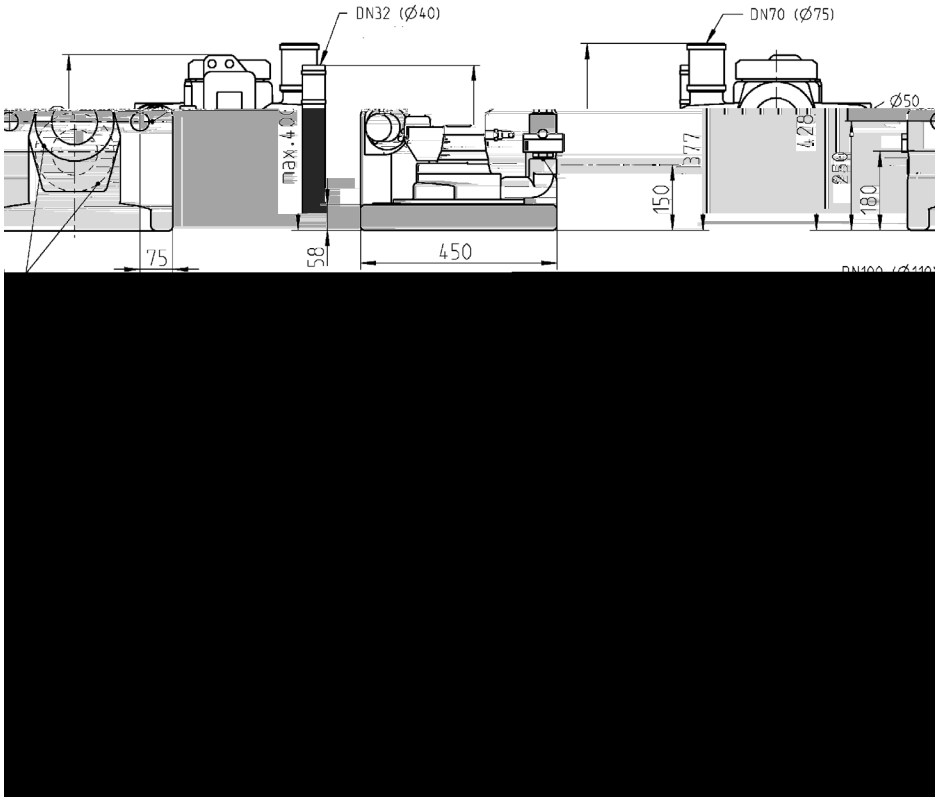

compli 300

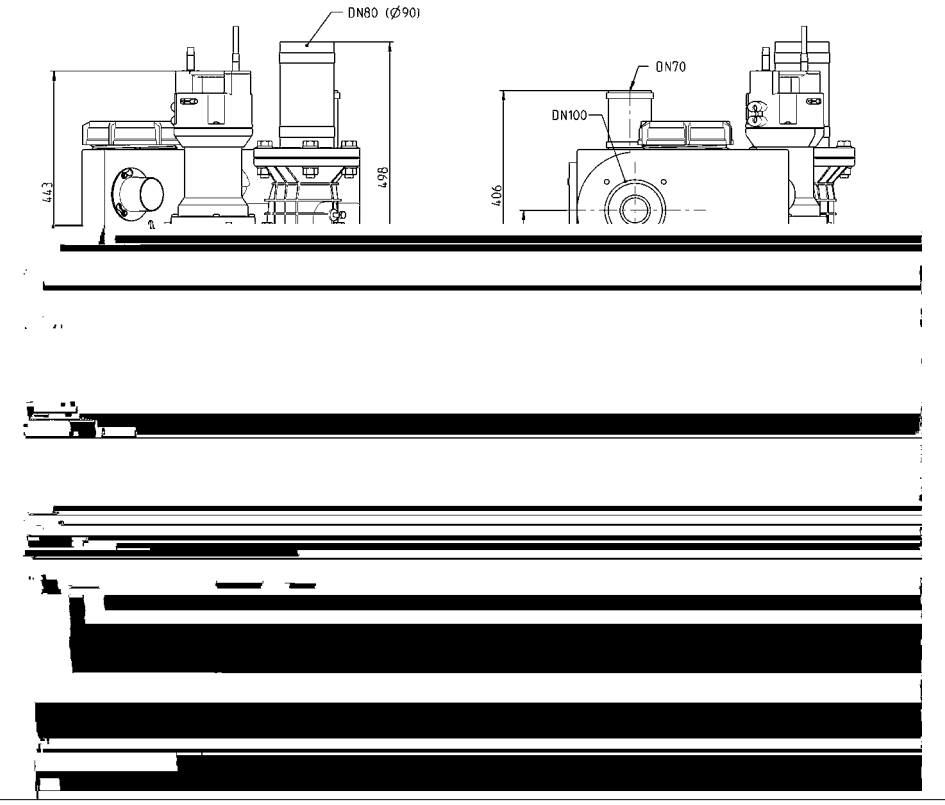

compli 400

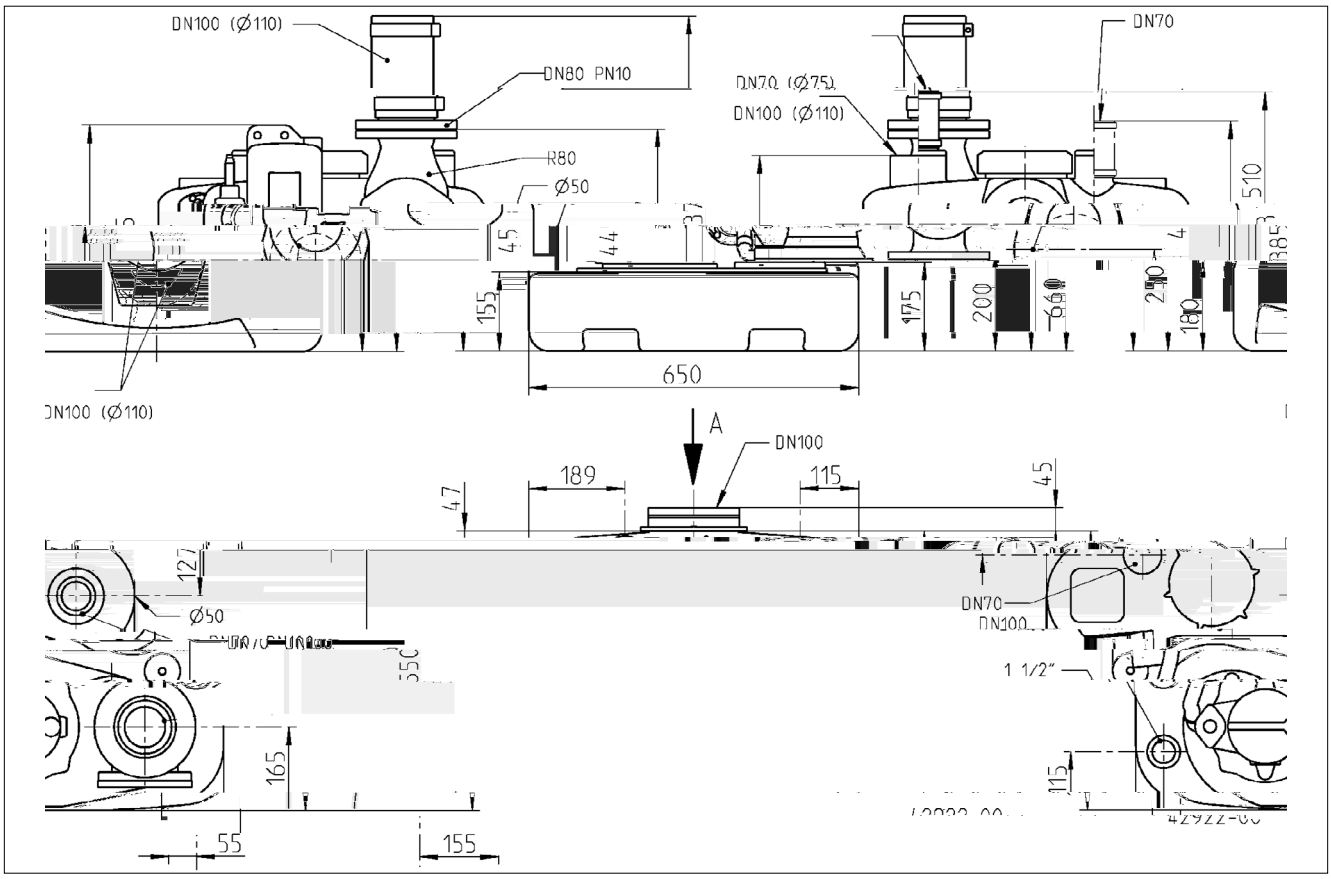

compli 500

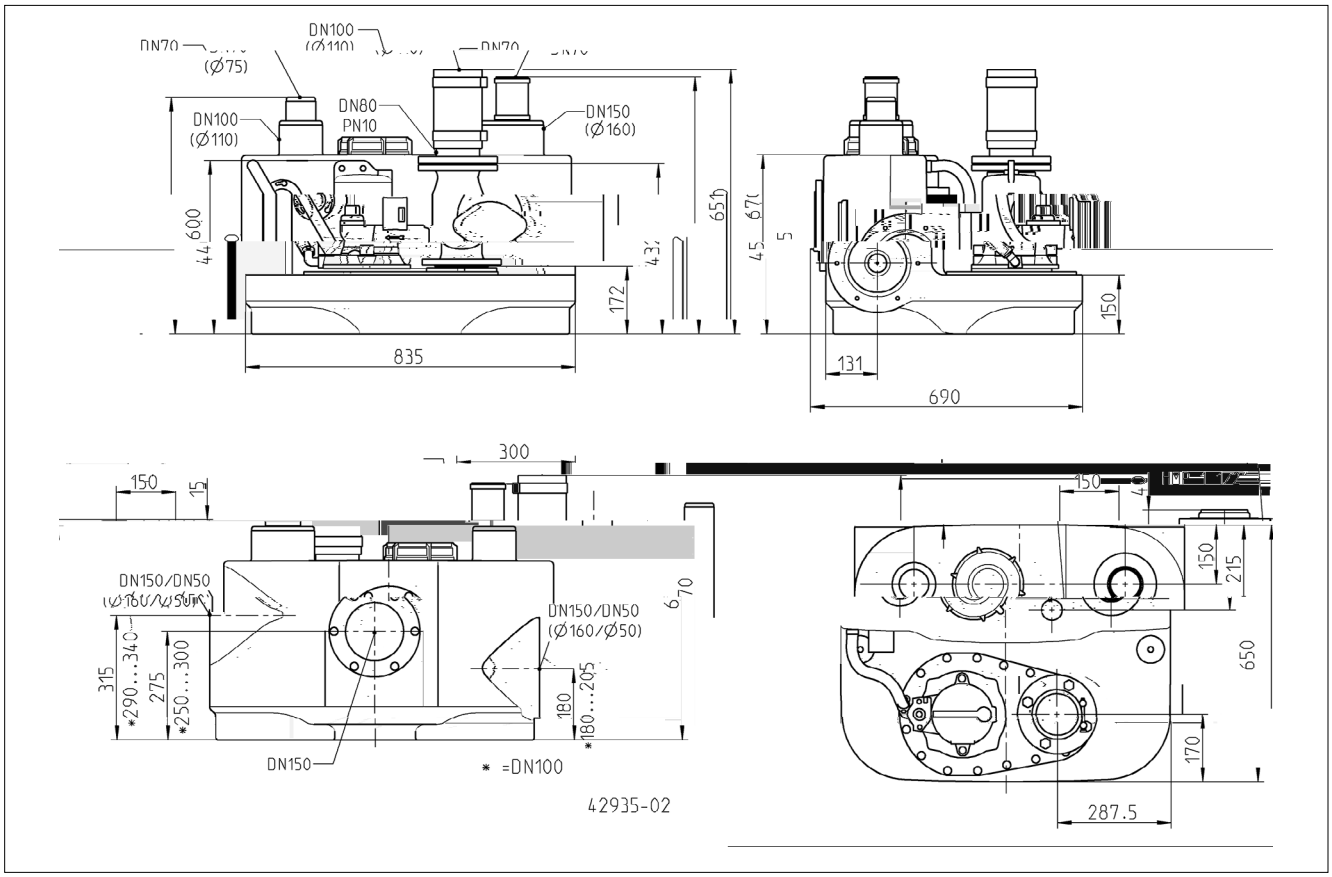

compli 500 M

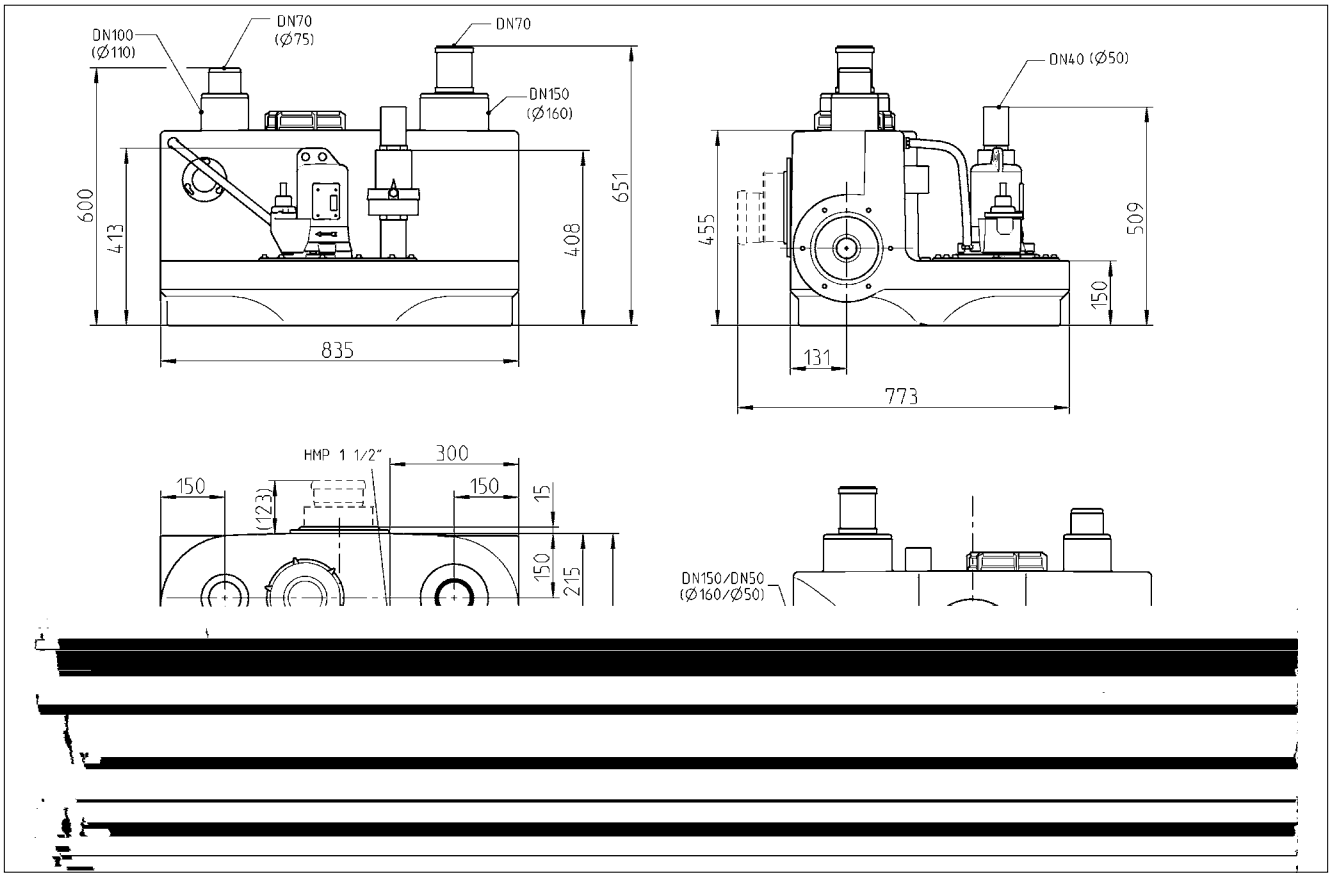

compli 1000

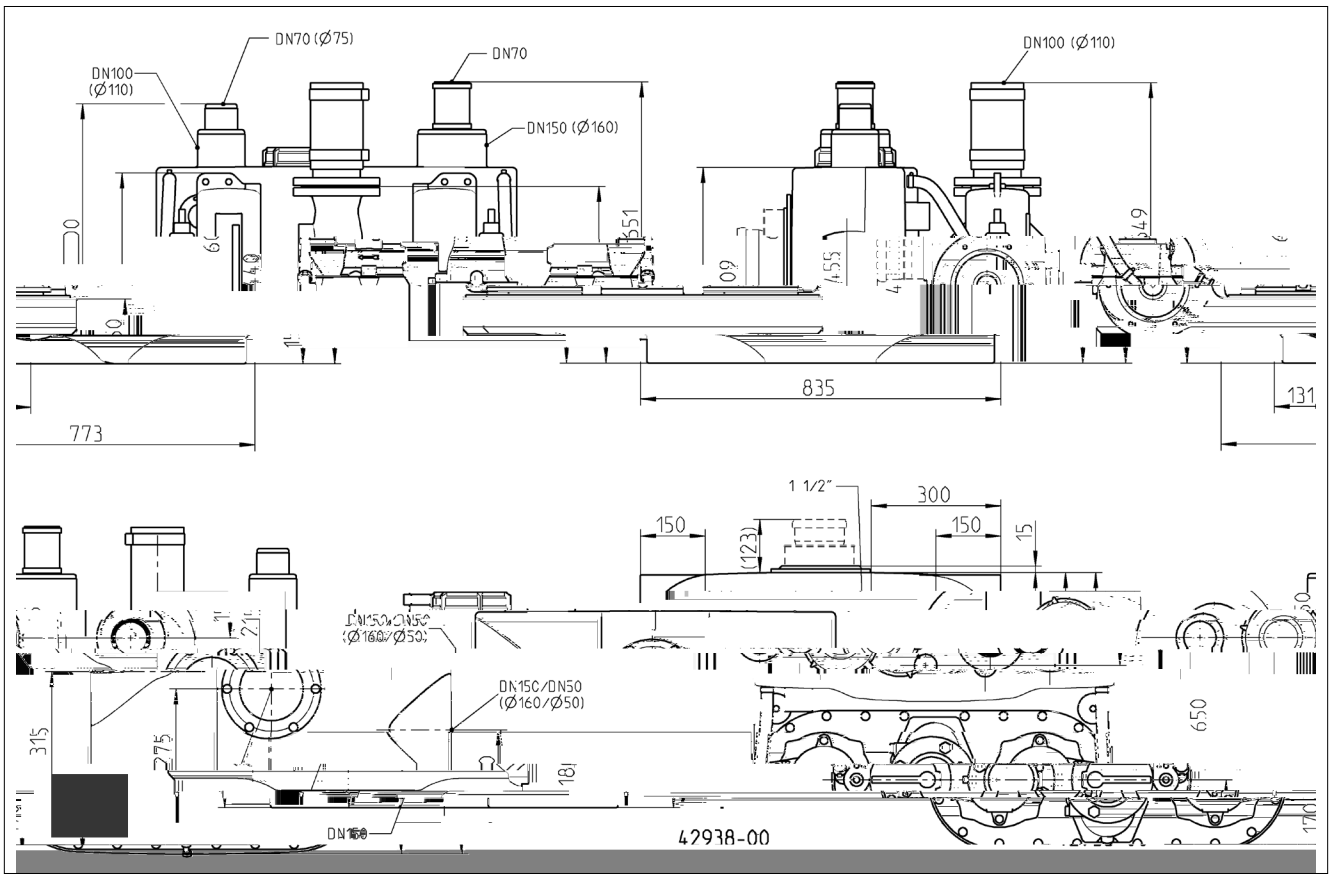

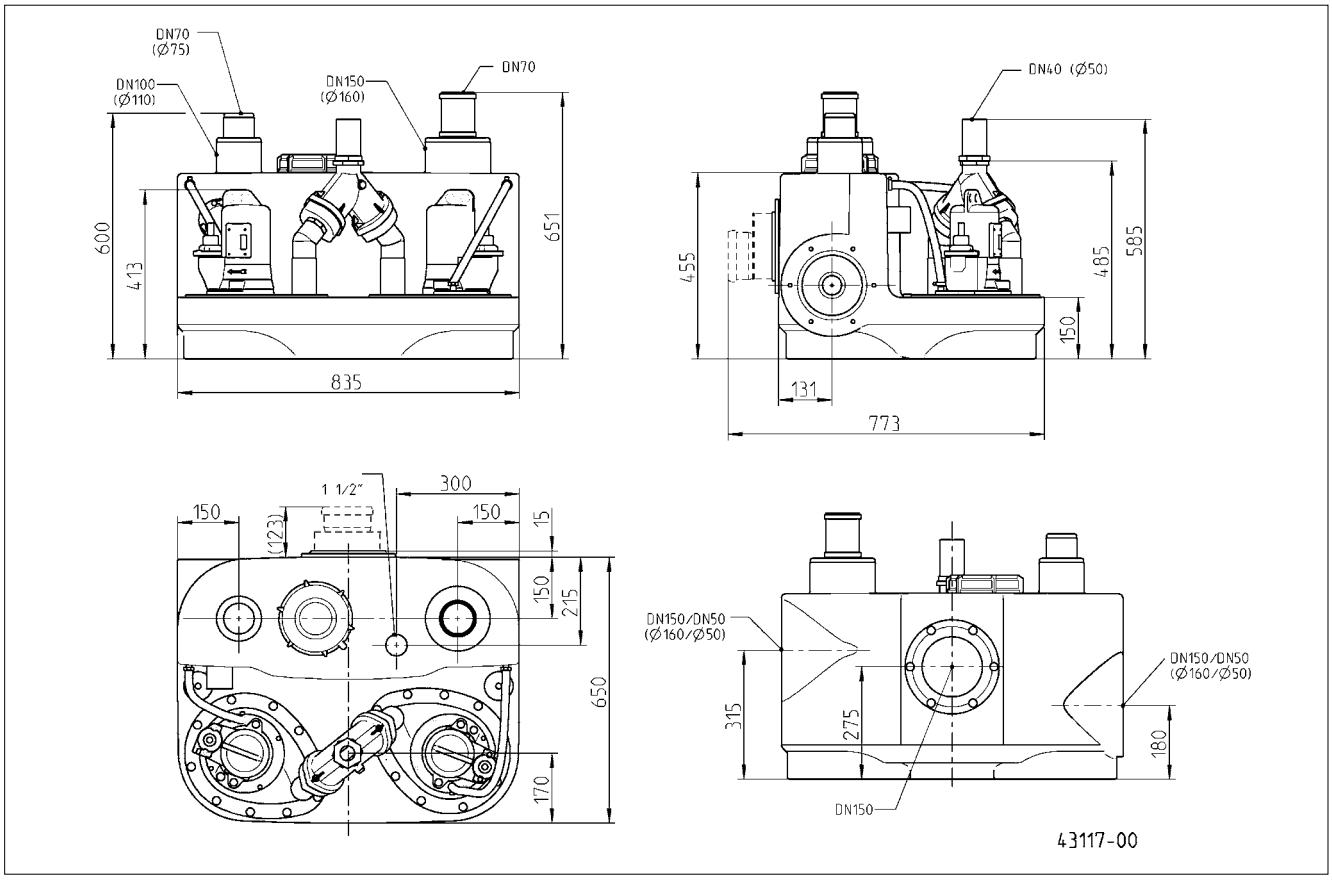
DN70
(Ø75)
DN100
(Ø110)
DN150
(Ø160)
DN70
600
413
651
835
DN40 (Ø50)
455
485
585
150
131
773
1 1/2"
300
150
(123)
150
15
150
215
650
170
DN150/DN50
(Ø160/Ø50)
315
275
180
DN150/DN50
(Ø160/Ø50)
DN150
43117-00

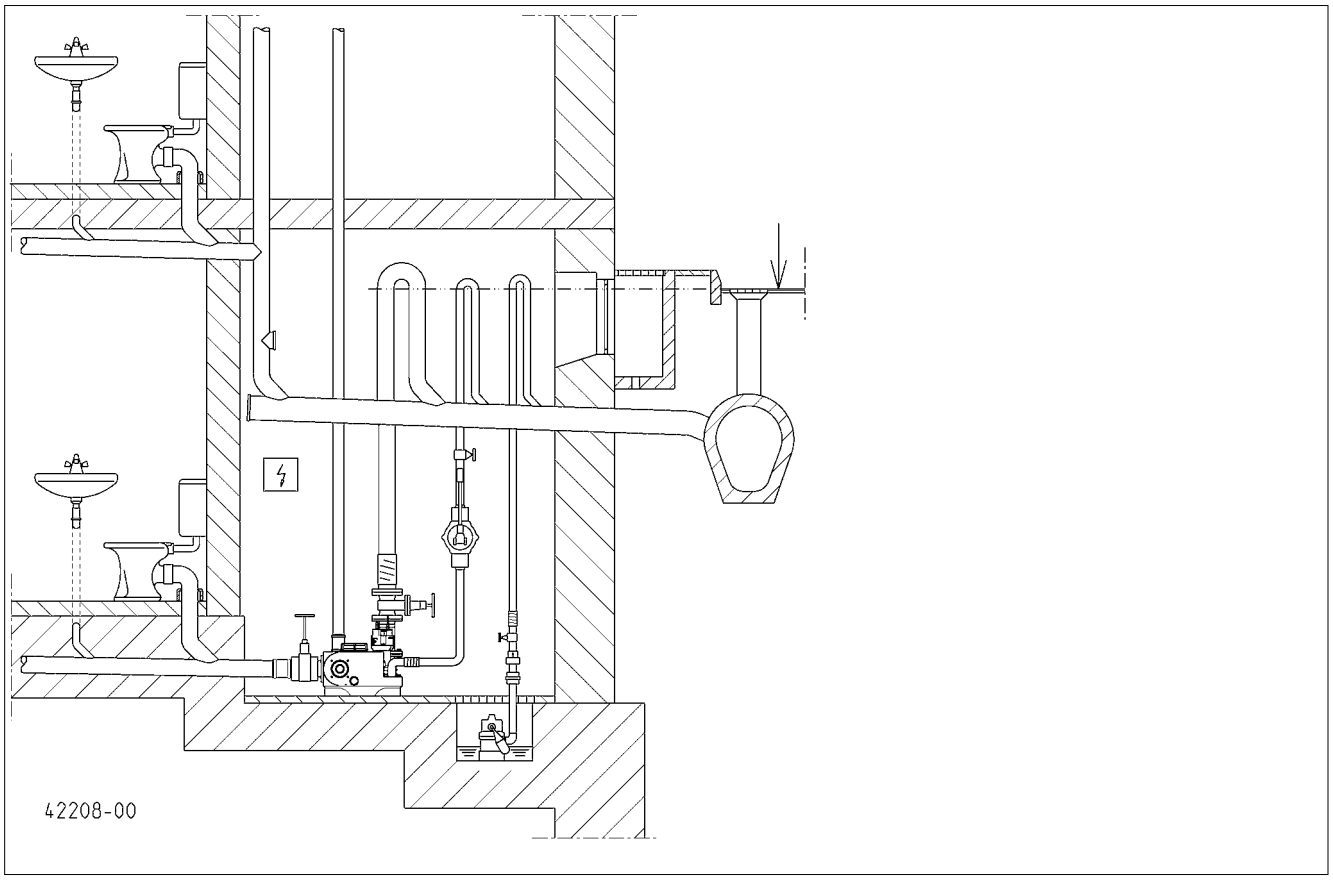
42208-00

		... 300 E	... 400 E	... 1010 BWE	... 400
	[kg]	29	55	118	56
	PN 10	DN 80	DN 80	DN 80	DN 80
	[ ]	50	70	70	70
	S3*	10 %	25 %	25 %	30 %
P1	[kW]	1,37	1,55	1,55	1,25
P2	[kW]	0,98	1,10	1,10	0,87
U	[V]	1/N/PE 230	1/N/PE 230	1/N/PE 230	3/N/PE 400
f	[H]	50	50	50	50
I	[A]	6,0	7,1	7,1	2,2
4	[i4-1]	2700	1428	1428	1390
			AD 69 ECP	BD 610 ECP	AD 00 P

		... 510/4 BW ... 1010/4 BW ... 1210/4 BW	... 515/4 BW ... 1015/4 BW ... 1215/4 BW	... 525/4 BW ... 1025/4 BW ... 1225/4 BW	... 525/2 BW ... 1025/2 BW ... 1225/2 BW	... 535/2 BW ... 1035/2 BW ... 1235/2 BW
	[kg]	66/118/118/145	66/118/118/145	66/118/118/145	68/120/122/149	72/125/131/158
	PN 10	DN 80	DN 80	DN 80	DN 80	DN 80
	[ ]	70	70	70	70	70
	S3*	45 %	30 %	15 %	25 %	25 %
P1	[kW]	1,3	2,2	3,0	3,3	4,8
P2	[kW]	1,0	1,7	2,2	2,6	4,0
U	[V]	3/N/PE 400	3/N/PE 400	3/N/PE 400	3/N/PE 400	3/N/PE 400
f	[H]	50	50	50	50	50
I	[A]	2,8	3,9	5,1	5,4	7,8
4	[i4-1]	1451	1405	1363	2807	2857
		AD 25 P / BD 25 P	AD 46 P / BD 46 P	AD 46 P / BD 46 P	AD 46 P / BD 46 P	AD 610 P / BD 610 P

		... 108/2 ME ... 508/2 ME ... 1008/2 ME	... 108/2 M ... 508/2 M ... 1008/2 M	... 120/2 M ... 520/2 M ... 1020/2 M
	[kg]	42/50/77	41/49/75	43/51/79
	PN 10	DN 32/40/40	DN 32/40/40	DN 32/40/40
	[ ]	7	7	7
	S3*	10 %	35 %	25 %
P1	[kW]	1,70	1,65	2,30
P2	[kW]	1,14	1,24	1,85
U	[V]	1/N/PE 230	3/N/PE 400	3/N/PE 400
f	[H]	50	50	50
I	[A]	7,5	2,8	3,9
4	[i4-1]	2584	2674	2860
		AD 08/2 MEP	AD 00 P / BD 00 P	AD 46 P / BD 46 P

* E a ✓ e f4 40%: 4 i4. 4✓e a i44 a4d 6 i4. e (C c e d a i44 10 i4.);
E e ✓i4: 40%: 4 i4. di f 4 i44a e4 4 + 6 i4. di✓a a (d a a de cic 4 10 i4.)
P k ad 40%: 4 i4.✓ 4 a 6 i4.✓ e ka (4 ✓ ac4 h4 c k 10 i4.)
4✓e c e 6✓e c 4e (cik id 10✓e c)

E e ✓ e: 40% = 4 i4 de e ce e 6 i4 de✓a e (D e d je 10 i4)
P k ad4 4 40%: 4 i4✓ ac i 6 i4✓ e (C a c k 10 i4);
P k ad 40%: 4 i4✓ e d ka a 6 i4✓ e ka (d4ba a4ia c k 10 i4);
E e ✓ 40%: 4 i4 f 4c i44a e Fi 6 i4✓a i ✓ a✓ 4 i a 10 i4)

AD 69 ECP

Ei e a age - Si g e i - U i de c a de P e i e - Rege aa ee e ke dige i a a ie - C a d i g - S e ik i - a acji jed e ej - d c jed ka jed d ch a e - Riade ie a a h a iade ia - Eg edi be e de je - Si e de c a d i a a ie i d d a - 单泵系统

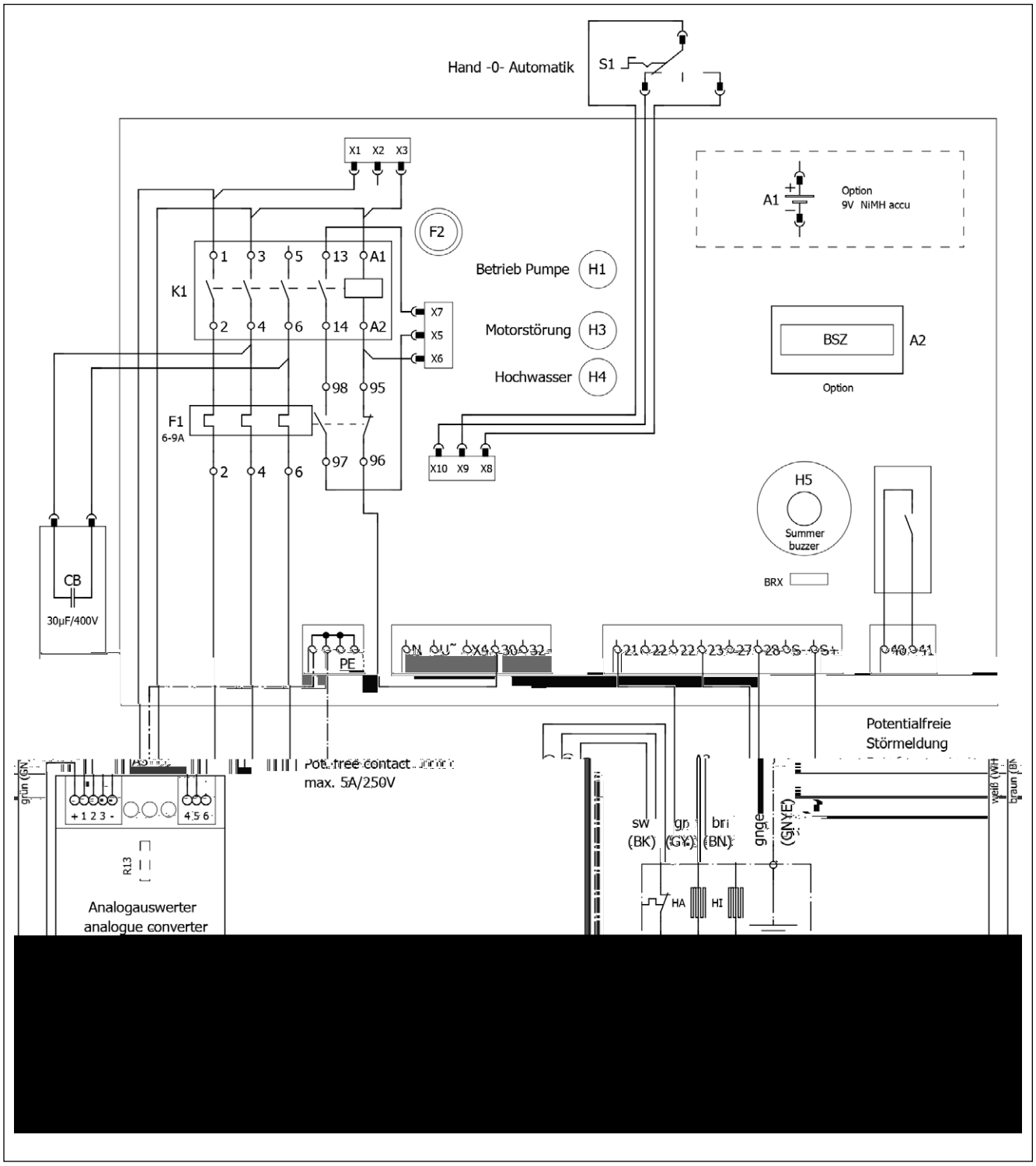

AD 08/2 MEP

Ei e a age - Si g e i - U j de c a de P e i e - Rege aa a ee e ke dige i a a ie - C a d i g - S e i k i a acji jed ej - d c jed ka jed d ch a e - Riade ie a a h a iade ia - Eg edi be e de je - Si e de c a d i a a ie i d id a - 单泵系统



AD ... P

Ei e a age - Si g e i - U i de c a de P e i e - C a d i g - Rege aa a ee e ke di ge i a a ie - S e ik i a acji jed e ej - d c jed ka jed d ch a e - Riade ie a a h a iade ia - Eg edi be e de je - Si e de c a d i a a ie i d a - 单泵系统

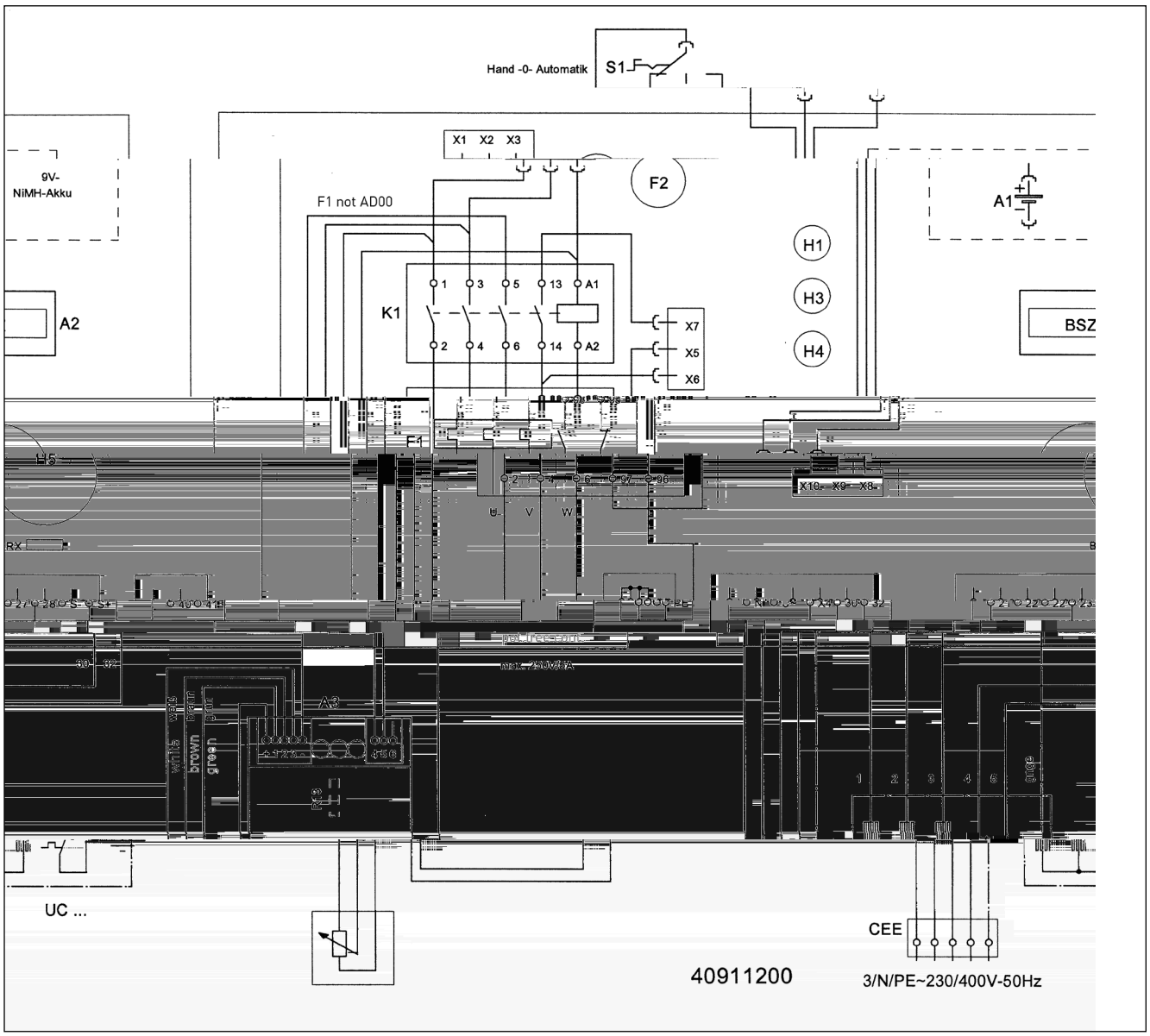

BD 610 ECP - compli 1008/2 ME

D e a age - D e i - C a d d i U j de c a de P e d b e - Rege aa a ee d bbe e i a a ie - C a d d i - S e ik i a acji d e e ej - d c jed ka d ji a e - Riade ie d ji h a iade ia - Ke be e de - Si e de c a d i a a ie d b - 双泵系统



BD 610 ECP - compli 1010/4 BWE

D[illegible]e a[illegible]age - D[illegible]e [illegible]i - U[illegible]i de c[illegible] a[illegible]de P[illegible]e d[illegible] b e - C[illegible] a[illegible]d[illegible] d[illegible]i - Rege aa [illegible]a[illegible]ee[illegible]d bbe e i[illegible]a a ie - S e [illegible]ik i[illegible]a acji d [illegible] ej - d c jed[illegible]ka d[illegible]ji a e[illegible] - Riade[illegible]ie d[illegible]ji h[illegible] a iade[illegible]ia - Ke[illegible] be e[illegible]de - Si e de c[illegible] a[illegible]d i[illegible]a a ie d b - 双泵系统

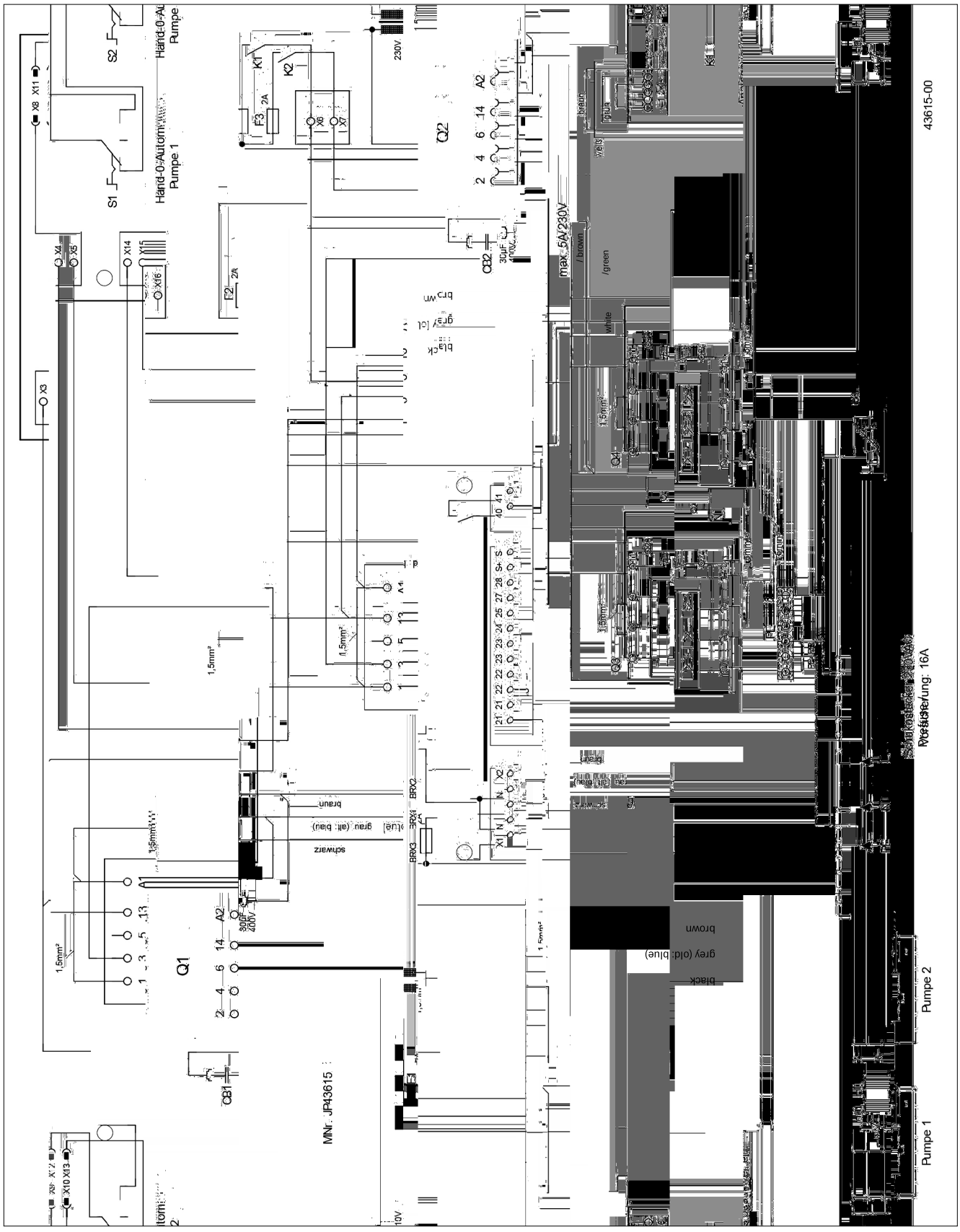

BD ... P

D[illegible]e a[illegible]age - D[illegible]e [illegible]i - U[illegible]i[illegible] de c[illegible] a[illegible]de P[illegible]e d[illegible] b e - C[illegible] a[illegible]d[illegible] d[illegible]i[illegible] - Rege aa [illegible]a[illegible] ee[illegible] d bbe e i[illegible] a a ie - S e [illegible] ik i[illegible] a acji d [illegible] ej - [illegible] d c jed[illegible] ka d[illegible]ji[illegible] a [illegible] e[illegible] - Riade[illegible]ie d[illegible]ji[illegible] h[illegible] a iade[illegible]ia - Ke[illegible] be e[illegible]de[illegible] - Si[illegible]e de c[illegible] a[illegible]d i[illegible] a a ie d b - 双泵系统



CE 0197

JUNG PUMPEN G bH - l4d ie . 4-6 33803 S ei4hage4, Ge a4

13

452.12.1509 - 453.12.1509

EN 12050-1:2001
Station de relevage pour effluents contenant des matières fécales

c4 i 108/2 ME (JP09347/5)
c4 i 108/2 M (JP09346/5)
c4 i 120/2 M (JP09877/5)
c4 i 300 E (JP09496/0)

c4 i 400 E (JP09770/5)
c4 i 400 (JP00637/9)
c4 i 400 E (JP09324/5)
c4 i 400 (JP09322/9)

c4 i 510/4 BW (JP09191/1)
c4 i 525/2 BW (JP09194/1)
c4 i 515/4 BW (JP09192/1)
c4 i 535/2 BW (JP09195/1)
c4 i 525/4 BW (JP09193/1)
c4 i 508/2 ME (JP43128/0)
c4 i 508/2 M (JP43129/0)
c4 i 520/2 M (JP43130/0)

c4 i 1010/4 BWE (JP09273/2)
c4 i 1025/2 BW (JP09461/1)
c4 i 1010/4 BW (JP09829/5)
c4 i 1035/2 BW (JP09462/1)
c4 i 1015/4 BW (JP09830/5)
c4 i 1008/2 ME (JP43131/0)
c4 i 1025/4 BW (JP09831/5)
c4 i 1008/2 M (JP43132/0)
c4 i 1020/2 M (JP43133/0)

c4 i 1210/4 BW (JP09168/2)
c4 i 1225/2 BW (JP09171/2)
c4 i 1215/4 BW (JP09169/2)
c4 i 1235/2 BW (JP09172/2)
c4 i 1225/4 BW (JP09170/2)

C4 ec e e e e4age a 4 a i e de ea e e e e de a i e f ca e e de ea e c4 e4a4 de a i e f ca e a -de d 4i ea de ef4 e e4.

R ACTION AU FEU	NPD
° TANCH IT ▲ L EAU, ° TANCH IT ▲ L AIR	
- E a4ch i \ ea	a i fai a4
-° a4ch i a 4de	a i fai a4
EFFICACIT (PERFORMANCE DE RELEVAGE)	
- Ref4 e e4 de a i e 4 ide	a i fai a4
- Racc4 d de a	a i fai a4
- Di e4 i4 i4i a e de c4 d i e d a a i4	a i fai a4
- D bi i4i	a i fai a4
- Pa age ib e i4i a de i4 a a i4	a i fai a4
- V4 e i e i4i a	a i fai a4
R SISTANCE M CANIQUE	
- Ca aci de cha ge e abi i c e e d c4 - ec e e4 4e i i a i4 e ie de b i e4	NPD
- S abi i c e e d c4 ec e e4 4e i i a i4 i4 ie de b i e4	a i fai a4
NIVEAU SONORE	t 70 dB(A)
R SISTANCE	
- de a abi i c e e	a i fai a4
- de a e f4 a4ce de e e4age	a i fai a4
- de a i a4ce ca4i e	a i fai a4
SUBSTANCES DANGEREUSES	NPD

CE 0197

JUNG PUMPEN G bH - l4d ie . 4-6 33803 S ei4hage4, Ge a4

13

452.12.1509 - 453.12.1509

EN 12050-1:2001
Stazione di sollevamento per acque reflue contenenti materiale fecale

c4 i 108/2 ME (JP09347/5)
c4 i 108/2 M (JP09346/5)
c4 i 120/2 M (JP09877/5)
c4 i 300 E (JP09496/0)

c4 i 400 E (JP09770/5)
c4 i 400 (JP00637/9)
c4 i 400 E (JP09324/5)
c4 i 400 (JP09322/9)

c4 i 510/4 BW (JP09191/1)
c4 i 525/2 BW (JP09194/1)
c4 i 515/4 BW (JP09192/1)
c4 i 535/2 BW (JP09195/1)
c4 i 525/4 BW (JP09193/1)
c4 i 508/2 ME (JP43128/0)
c4 i 508/2 M (JP43129/0)
c4 i 520/2 M (JP43130/0)

c4 i 1010/4 BWE (JP09273/2)
c4 i 1025/2 BW (JP09461/1)
c4 i 1010/4 BW (JP09829/5)
c4 i 1035/2 BW (JP09462/1)
c4 i 1015/4 BW (JP09830/5)
c4 i 1008/2 ME (JP43131/0)
c4 i 1025/4 BW (JP09831/5)
c4 i 1008/2 M (JP43132/0)
c4 i 1020/2 M (JP43133/0)

c4 i 1210/4 BW (JP09168/2)
c4 i 1225/2 BW (JP09171/2)
c4 i 1215/4 BW (JP09169/2)
c4 i 1235/2 BW (JP09172/2)
c4 i 1225/4 BW (JP09170/2)

Racc4 a e 4 e a e4 4 a 4 a ic4 di ac e ef e i e di 4 a4 e feca i e di ac e ef e c4 4 e4 e4 i 4 a4 e feca i a di 4 a de i e 4 di i ag4 4

INFIAMMABILITÀ	NPD
IMPERMEABILITÀ, ERMETICITÀ ALL ARIA	
- I e eabi i	S e a a
- E e ic i ag i 4d4 i	S e a a
EFFICACIA (CAPACITÀ DI SOLLEVAMENTO)	
- P4 aggi4 di a e ia i 4 idi	S e a a
- C4 ega e4 i a b4	S e a a
- Mi e i4i e de e i4ee di e4 i a i4 4e	S e a a
- Ve 4c i di c4 i e4 4 i4i a	S e a a
- Pa aggi4 ibe 4 i4i 4 de i ia4 4	S e a a
- V4 e i e i4i 4	S e a a
RESISTENZA MECCANICA	
- Ca ac i di ca ic4 e abi i a e de e ba 4i4 di acc4 a e 4 a di f 4 i deg i edifici	NPD
- S abi i a e de e ba 4i4 di acc4 a e 4 a i4 e 4 4 deg i edifici.	S e a a
SOGLIA DI RUMOROSITÀ	t 70 dB(A)
DUREVOLEZZA	
- de a abi i a e	S e a a
- de a ca ac i di 4 e a e4 4	S e a a
- de a e i e4 a ecca4ica	S e a a
SOSTANZE PERICOLOSE	NPD

CE 0197

JUNG PUMPEN G bH - l4d ie . 4-6 33803 S ei4hage4, Ge a4

13

452.12.1509 - 453.12.1509

EN 12050-1:2001
Spildevandsløfteanlæg

c4 i 108/2 ME (JP09347/5)
c4 i 108/2 M (JP09346/5)
c4 i 120/2 M (JP09877/5)
c4 i 300 E (JP09496/0)

c4 i 400 E (JP09770/5)
c4 i 400 (JP00637/9)
c4 i 400 E (JP09324/5)
c4 i 400 (JP09322/9)

c4 i 510/4 BW (JP09191/1)
c4 i 525/2 BW (JP09194/1)
c4 i 515/4 BW (JP09192/1)
c4 i 535/2 BW (JP09195/1)
c4 i 525/4 BW (JP09193/1)
c4 i 508/2 ME (JP43128/0)
c4 i 508/2 M (JP43129/0)
c4 i 520/2 M (JP43130/0)

c4 i 1010/4 BWE (JP09273/2)
c4 i 1025/2 BW (JP09461/1)
c4 i 1010/4 BW (JP09829/5)
c4 i 1035/2 BW (JP09462/1)
c4 i 1015/4 BW (JP09830/5)
c4 i 1008/2 ME (JP43131/0)
c4 i 1025/4 BW (JP09831/5)
c4 i 1008/2 M (JP43132/0)
c4 i 1020/2 M (JP43133/0)

c4 i 1210/4 BW (JP09168/2)
c4 i 1225/2 BW (JP09171/2)
c4 i 1215/4 BW (JP09169/2)
c4 i 1235/2 BW (JP09172/2)
c4 i 1225/4 BW (JP09170/2)

Sa i4g 4g a 4 a i k f 4i4g af i de a4d de4 f ka ie 4g i de a4d ed f ka ie 4 e 4 e e 4 ea

BRANDADF RD	NPD
VANDT THED, LUFTT THED	
- Va4d hed	Be e
- L g hed	Be e
EFFEKTIVITET (L FTEVIRKNING)	
- P i4i4g af fa e 4ffe	Be e
- R i 4i4ge	Be e
- Mi4. f 4 e4 i a i4 4 ka4a e	Be e
- Mi4. f deha ighed	Be e
- A4 gge f ie i4i ge4 4e ga4g	Be e
- Mi4. 4 e4 e4	Be e
MEKANISK STYRKE	
- Sa ebeh4 de e4 b ee4 4e 4g k e e abi i e i a4 e4de e de4 f4 b g4i4ge	NPD
- Sa ebeh4 de e4 b ee4 4e 4g k e e abi i e i a4 e4de e i b g4i4ge	Be e
ST JNIVEAU	t 70 dB(A)
HOLDBARHED	
- k e abi i e	Be e
- f e i k4i4g	Be e
- eka4i k ke	Be e
FARLIGE SUBSTANSER	NPD

CE 0197

JUNG PUMPEN GmbH - Industriestr. 4-6 33803 Steinhagen, Germany

13

452.12.1509 - 453.12.1509

EN 12050-1:2001
Fekalieuppfordringsanläggning

CP 108/2 ME (JP09347/5)
CP 120/2 M (JP09877/5)
CP 300 E (JP09496/0)

CP 108/2 M (JP09346/5)

CP 400 E (JP09770/5)
CP 400 E (JP09324/5)

CP 400 (JP00637/9)
CP 400 (JP09322/9)

CP 510/4 BW (JP09191/1)
CP 515/4 BW (JP09192/1)
CP 525/4 BW (JP09193/1)
CP 508/2 M (JP43129/0)

CP 525/2 BW (JP09194/1)
CP 535/2 BW (JP09195/1)
CP 508/2 ME (JP43128/0)
CP 520/2 M (JP43130/0)

CP 1010/4 BWE (JP09273/2)
CP 1010/4 BW (JP09829/5)
CP 1015/4 BW (JP09830/5)
CP 1025/4 BW (JP09831/5)
CP 1020/2 M (JP43133/0)

CP 1025/2 BW (JP09461/1)
CP 1035/2 BW (JP09462/1)
CP 1008/2 ME (JP43131/0)
CP 1008/2 M (JP43132/0)

CP 1210/4 BW (JP09168/2)
CP 1215/4 BW (JP09169/2)
CP 1225/4 BW (JP09170/2)

CP 1225/2 BW (JP09171/2)
CP 1235/2 BW (JP09172/2)

Säkerhetsanvisningar för fekalieuppfordringsanläggningar enligt EN 12050-1

BRAND	NPD
VATTENTÄTHET, LUFTTÄTHET	
- Vattentryck	Godkänd
- Lufttryck	Godkänd
VERKAN (UPPFORDRINGSVERKAN)	
- Maximal pumphöjd	Godkänd
- Rörets diameter	Godkänd
- Längd på anslutningsledning	Godkänd
- Längd på tryckledning	Godkänd
- Flöde genom pumpen	Godkänd
- Längd på strömkabel	Godkänd
MEKANISK HÅLLFASTHET	
- Beskrivning av behörighet för användare som ska underhålla anläggningen	NPD
- Säkerhetsanvisningar för användare som ska underhålla anläggningen	Godkänd
BULLERNIVÅ	≤ 70 dB(A)
HÅLLBARHET	
- Dessa användare	Godkänd
- Förväntad livslängd	Godkänd
- Dessa förhållanden	Godkänd
FARLIGA SUBSTANSER	NPD

EN 12050-1:2001
Käymäläjäteveden nostolaite

CP 108/2 ME (JP09347/5)
CP 120/2 M (JP09877/5)
CP 300 E (JP09496/0)

CP 108/2 M (JP09346/5)

CP 400 E (JP09770/5)
CP 400 E (JP09324/5)

CP 400 (JP00637/9)
CP 400 (JP09322/9)

CP 510/4 BW (JP09191/1)
CP 515/4 BW (JP09192/1)
CP 525/4 BW (JP09193/1)
CP 508/2 M (JP43129/0)

CP 525/2 BW (JP09194/1)
CP 535/2 BW (JP09195/1)
CP 508/2 ME (JP43128/0)
CP 520/2 M (JP43130/0)

CP 1010/4 BWE (JP09273/2)
CP 1010/4 BW (JP09829/5)
CP 1015/4 BW (JP09830/5)
CP 1025/4 BW (JP09831/5)
CP 1020/2 M (JP43133/0)

CP 1025/2 BW (JP09461/1)
CP 1035/2 BW (JP09462/1)
CP 1008/2 ME (JP43131/0)
CP 1008/2 M (JP43132/0)

CP 1210/4 BW (JP09168/2)
CP 1215/4 BW (JP09169/2)
CP 1225/4 BW (JP09170/2)

CP 1225/2 BW (JP09171/2)
CP 1235/2 BW (JP09172/2)

Hakemaan liittyvät turvallisuusohjeet EN 12050-1 mukaisesti

KÄYTTÄYTYMINEN TULIPALOSSA	NPD
VESITIIVIYS, ILMATIIVIYS	
- Vedenpaine	Hyväksyttävä
- Hapenpaine	Hyväksyttävä
TEHO (NOSTOVAIKUTUS)	
- Kiinteiden aineiden läpimitta	Hyväksyttävä
- Putken halkaisija	Hyväksyttävä
- Imuliitännän pituus	Hyväksyttävä
- Virtauksen määrä	Hyväksyttävä
- Laitteen läpi virtaava määrä	Hyväksyttävä
- Virtajohdon pituus	Hyväksyttävä
MEKAANINEN KESTÄVYYS	
- Kelpoisuusvaatimukset käyttäjille, jotka huoltavat laitteistoa	NPD
- Käyttäjien huoltoturvallisuusohjeet	Hyväksyttävä
MELUTASO	≤ 70 dB(A)
KESTÄVYYS	
- Rakenteen kestävyys	Hyväksyttävä
- Näytön laatu	Hyväksyttävä
- Mekaaninen kestävyys	Hyväksyttävä
VAARALLISET AINEET	NPD

CE 0197

JUNG PUMPEN G bH - l4d ⸗ ie ⸗ . 4-6 33803 S⸗ei4hage4, Ge a4

13

452.12.1509 - 453.12.1509

EN 12050-1:2001
Instalacja przepompowni fekaliów

c4 ✔ i 108/2 ME (JP09347/5)
c4 ✔ i 120/2 M (JP09877/5)
c4 ✔ i 300 E (JP09496/0)

c4 ✔ i 108/2 M (JP09346/5)

c4 ✔ i 400 E (JP09770/5)
c4 ✔ i 400 E (JP09324/5)

c4 ✔ i 400 (JP00637/9)
c4 ✔ i 400 (JP09322/9)

c4 ✔ i 510/4 BW (JP09191/1)
c4 ✔ i 515/4 BW (JP09192/1)
c4 ✔ i 525/4 BW (JP09193/1)
c4 ✔ i 508/2 M (JP43129/0)

c4 ✔ i 525/2 BW (JP09194/1)
c4 ✔ i 535/2 BW (JP09195/1)
c4 ✔ i 508/2 ME (JP43128/0)
c4 ✔ i 520/2 M (JP43130/0)

c4 ✔ i 1010/4 BWE (JP09273/2)
c4 ✔ i 1010/4 BW (JP09829/5)
c4 ✔ i 1015/4 BW (JP09830/5)
c4 ✔ i 1025/4 BW (JP09831/5)

c4 ✔ i 1025/2 BW (JP09461/1)
c4 ✔ i 1035/2 BW (JP09462/1)
c4 ✔ i 1008/2 ME (JP43131/0)
c4 ✔ i 1008/2 M (JP43132/0)

CE 0197

JUNG PUMPEN G bH - l4d ˛ ie ˛ . 4-6 33803 S˛ei.4hage4, Ge a4

13

452.12.1509 - 453.12.1509

EN 12050-1:2001
Čerpacie stanice odpadových vôd s obsahom fekálnych splaškov

c4 •˙ i 108/2 ME (JP09347/5)
c4 •˙ i 108/2 M (JP09346/5)
c4 •˙ i 120/2 M (JP09877/5)
c4 •˙ i 300 E (JP09496/0)

c4 •˙ i 400 E (JP09770/5)
c4 •˙ i 400 (JP00637/9)
c4 •˙ i 400 E (JP09324/5)
c4 •˙ i 400 (JP09322/9)

c4 •˙ i 510/4 BW (JP09191/1)
c4 •˙ i 525/2 BW (JP09194/1)
c4 •˙ i 515/4 BW (JP09192/1)
c4 •˙ i 535/2 BW (JP09195/1)
c4 •˙ i 525/4 BW (JP09193/1)
c4 •˙ i 508/2 ME (JP43128/0)
c4 •˙ i 508/2 M (JP43129/0)
c4 •˙ i 520/2 M (JP43130/0)

c4 •˙ i 1010/4 BWE (JP09273/2)
c4 •˙ i 1025/2 BW (JP09461/1)
c4 •˙ i 1010/4 BW (JP09829/5)
c4 •˙ i 1035/2 BW (JP09462/1)
c4 •˙ i 1015/4 BW (JP09830/5)
c4 •˙ i 1008/2 ME (JP43131/0)
c4 •˙ i 1025/4 BW (JP09831/5)
c4 •˙ i 1008/2 M (JP43132/0)
c4 •˙ i 1020/2 M (JP43133/0)

c4 •˙ i 1210/4 BW (JP09168/2)
c4 •˙ i 1225/2 BW (JP09171/2)
c4 •˙ i 1215/4 BW (JP09169/2)
c4 •˙ i 1235/2 BW (JP09172/2)
c4 •˙ i 1225/4 BW (JP09170/2)

Zbe a a ˛4 a˛ick˛ ° e •a4ie 4d•ad4˛ ch˛ d be fek 4 ch a 4d•ad4˛ ch ˛ d 4b ah4 ° fek 4 ch •˙ a k4˛• 4 ˛ ed4 c˛4 ˙ ˛4e˛ d ˛ia

REAKCIA PO´ AS PO˛IARU	NPD
VODOTESNOS , VZDUCHOTESNOS	
-˛4d4˛e 44 ˙	˛•4 iadk
-•ach4˛ be •e 44 ˙	˛•4 iadk
-´ INNOS (-´ INOK SANIA)	
- d4• a˛a•e˛4 ch° a ˛ c	˛•4 iadk
-•4˛ b4˛ • •4jk	˛•4 iadk
- i4i 4e 4 e ˛e˛ ac ch˛ede4	˛•4 iadk
- i4i 4a ch 4 ˙• ie˛4k	˛•4 iadk
-˛4 4 i4i 4 • iech4d	˛•4 iadk
- i4i 4 ˙ i˛k4˛ 4bje	˛•4 iadk
MECHANICK˛ PEVNOS	
- 44 44 ˙ a ˛ k˛˙ 4a ˛abi i˛a be 4ej 4 d4b •˙ e •˙4 ˛a4ie i 4 b d4˛	NPD
- ˛ k˛˙ 4a ˛abi i˛a be 4ej 4 d4b •˙ e •˙4 ˛a4ie ˛ ci b d4˛	˛•4 iadk
HLADINA HLUKU	ţ 70 dB (A)
TRVANLIVOS	
- ˛ k˛ 4ej ˛abi i˛	˛•4 iadk
-˛ed aj ch˛° i4k4˛	˛•4 iadk
- echa4ickej•e˛44 ˛i	˛•4 iadk
NEBEZPE´ N˛ L˛ TKY	NPD

CE 0197

JUNG PUMPEN G bH - l4d ˛ ie ˛ . 4-6 33803 S˛ei.4hage4, Ge a4

13

452.12.1509 - 453.12.1509

EN 12050-1:2001
Fekáliatartalmú szennyvizek átemelői

c4 •˙ i 108/2 ME (JP09347/5)
c4 •˙ i 108/2 M (JP09346/5)
c4 •˙ i 120/2 M (JP09877/5)
c4 •˙ i 300 E (JP09496/0)

c4 •˙ i 400 E (JP09770/5)
c4 •˙ i 400 (JP00637/9)
c4 •˙ i 400 E (JP09324/5)
c4 •˙ i 400 (JP09322/9)

c4 •˙ i 510/4 BW (JP09191/1)
c4 •˙ i 525/2 BW (JP09194/1)
c4 •˙ i 515/4 BW (JP09192/1)
c4 •˙ i 535/2 BW (JP09195/1)
c4 •˙ i 525/4 BW (JP09193/1)
c4 •˙ i 508/2 ME (JP43128/0)
c4 •˙ i 508/2 M (JP43129/0)
c4 •˙ i 520/2 M (JP43130/0)

c4 •˙ i 1010/4 BWE (JP09273/2)
c4 •˙ i 1025/2 BW (JP09461/1)
c4 •˙ i 1010/4 BW (JP09829/5)
c4 •˙ i 1035/2 BW (JP09462/1)
c4 •˙ i 1015/4 BW (JP09830/5)
c4 •˙ i 1008/2 ME (JP43131/0)
c4 •˙ i 1025/4 BW (JP09831/5)
c4 •˙ i 1008/2 M (JP43132/0)
c4 •˙ i 1020/2 M (JP43133/0)

c4 •˙ i 1210/4 BW (JP09168/2)
c4 •˙ i 1225/2 BW (JP09171/2)
c4 •˙ i 1215/4 BW (JP09169/2)
c4 •˙ i 1235/2 BW (JP09172/2)
c4 •˙ i 1225/4 BW (JP09170/2)

Fek ia e4˛e e44˛ fek ia˛a˛a ˙ e44˛ g ţ j˛ e˛ e- e á˛ a˛4 d i i4˛ fe e˛

VISELKED˝ S TŤZ ESE˝ N	NPD
V˛Z˛ LĽ. S˛ G, L° G˛ TERESZT˝ S	
- V g	Megfe e˛
- S ag e4˛e ˛ g	Megfe e˛
HAT˝ KONYS˛ G (EMEL˙ HAT˛ S)	
- S i d a4 ag4k ˛ a	Megfe e˛
- C ´˙ c a˛ ak4 4k	Megfe e˛
- A e ´˙ ´˛e e˛ kek i4i i ˛ e˛ ei	Megfe e˛
- A a i4i i ebe ˛ ge	Megfe e˛
- A be e4de˛ abad, i4i i ˛e e ˛ e	Megfe e˛
- Mi4i i ha 44 ˛4 e4	Megfe e˛
MECHANIKAI SZIL˛ RDS˛ G	
- A g ţ j˛´˛a˛ ˛e he he˛´˛ ge˛ ˛ k˛ i ˛abi i˛ - a˛ •˙(e˛eke4 k˛4 i ha 4 a˛h4	NPD
- A g ţ j˛´˛a˛ ˛ k˛ i ˛abi i˛ a˛ •˙(e˛eke4 be(i ha 4 a˛h4	Megfe e˛
ZAJSZINT	ţ 70 dB(A)
TARŤ. SS˛ G	
- a ˛ k˛ i ˛abi i˛ ˛a˛ ga	Megfe e˛
- a e e´˙ ha˛ ˛a˛ ga	Megfe e˛
- a echa4ikai i d g˛a˛ ga	Megfe e˛
VESZ˝ LYES ANYAGOK	NPD

CE 0197

JUNG PUMPEN G bH - l4d ˛ ie˛ . 4-6 33803 S˛ei4hage4, Ge a4

13

452.12.1509 - 453.12.1509

EN 12050-1:2001
Stație de pompare ape uzate cu materii fecale

c4 ✔i 108/2 ME (JP09347/5)
c4 ✔i 108/2 M (JP09346/5)
c4 ✔i 120/2 M (JP09877/5)
c4 ✔i 300 E (JP09496/0)

c4 ✔i 400 E (JP09770/5)
c4 ✔i 400 (JP00637/9)
c4 ✔i 400 E (JP09324/5)
c4 ✔i 400 (JP09322/9)

c4 ✔i 510/4 BW (JP09191/1)
c4 ✔i 525/2 BW (JP09194/1)
c4 ✔i 515/4 BW (JP09192/1)
c4 ✔i 535/2 BW (JP09195/1)
c4 ✔i 525/4 BW (JP09193/1)
c4 ✔i 508/2 ME (JP43128/0)
c4 ✔i 508/2 M (JP43129/0)
c4 ✔i 520/2 M (JP43130/0)

c4 ✔i 1010/4 BWE (JP09273/2)
c4 ✔i 1025/2 BW (JP09461/1)
c4 ✔i 1010/4 BW (JP09829/5)
c4 ✔i 1035/2 BW (JP09462/1)
c4 ✔i 1015/4 BW (JP09830/5)
c4 ✔i 1008/2 ME (JP43131/0)
c4 ✔i 1025/4 BW (JP09831/5)
c4 ✔i 1008/2 M (JP43132/0)
c4 ✔i 1020/2 M (JP43133/0)

c4 ✔i 1210/4 BW (JP09168/2)
c4 ✔i 1225/2 BW (JP09171/2)
c4 ✔i 1215/4 BW (JP09169/2)
c4 ✔i 1235/2 BW (JP09172/2)
c4 ✔i 1225/4 BW (JP09170/2)

C4ec˛ ea Fi✔4 ✔a ea a˛4 a˛ de a✔e a˛e f a˛e ii feca e Fi a✔e a˛e c a˛e ii feca e dea ✔ a4 e i a i ✔4 ibi a a✔e 4 a˛e di4 i˛e de ca4a i a e

COMPORTAMENTUL ´N CAZ DE INCENDIU	NPD
IMPERMEABILITATE LA AP, , ETAN EITATE LA AER	
- l ✔e eabi i˛a˛e a a✔	Re Fi˛
- E˛a4Fei˛a˛e a i 4 i	Re Fi˛
EFICACITATE (EFICIEN˛ DE POMPARE)	
- T a4✔4˛ de a˛e ia e 4 ide	Re Fi˛
- Rac4 d i˛ ea	Re Fi˛
- Di e4 i 4i i4i e a e c44d c˛e 4 de e4˛i a e	Re Fi˛
- Vi˛e a de c ge e i4i	Re Fi˛
- T ece ea i4i ibe a i4 ˛a ˛iei	Re Fi˛
- Ca✔aci˛a˛e ˛i i abi i4i	Re Fi˛
REZISTEN˛ A MECANIC	
- Ca✔aci˛a˛ea✔4˛a4 Fi ˛abi i˛a˛ea ˛ c a a e e - ic4ec˛4 ✔e4 ˛i i a ea 4afa a c di i4	NPD
- S˛abi i˛a˛ea ˛ c a a e e ic4ec˛4 ✔e4 ˛i i a ea 4i4˛e i4 c di i4	Re Fi˛
NIVEL DE ZGOMOT	t 70 dB(A)
DURABILITATEA	
- S˛abi i˛a˛ea ˛ c a	Re Fi˛
- Eficie4 de✔4 ✔a e	Re Fi˛
- Re i˛e4a eca4ic	Re Fi˛
SUBSTAN˛ E PERICULOASE	NPD

PENTAIR **JUNG PUMPEN**

EU-Konformitätserklärung
EU-Prohlášeni o shodě
EU-Overensstemmelseserklæring
EU-Declaration of Conformity
EU-Vaatimustenmukaisuusvakuutus

EU-Déclaration de Conformité
EU-Megfelelőségi nyilatkozat
EU-Dichiarazione di conformità
EU-Conformiteitsverklaring
EU-Deklaracja zgodności

EU-Declarație de conformitate
EU-Vyhlásenie o zhode
EU-Försäkran om överensstämmelse

DE · Richtlinien - Harmonisierte Normen
CS · Směrnice - Harmonizované normy
DA · Direktiv - Harmoniseret standard
EN · Directives - Harmonised standards
FI · Direktiivi - Yhdenmukaistettu standardi
FR · Directives - Normes harmonisées
HU · Irányelve - Harmonizá szabványok
IT · Direttive - Norme armonizzate
NL · Richtlijnen - Geharmoniseerde normen
PL · Dyrektywy - Normy zharmonizowane
RO · Directivă - Norme coroborate
SK · Smernice - Harmonizované normy
SV · Direktiv - Harmoniserade normer

- **2006/42/EG** (MD) **EN 809:1998/AC:2010, EN ISO 12100:2010, EN 60335-1:2012/AC:2014**
- **2011/65/EU** (RoHS)
- **2014/30/EU** (EMC) **EN 55014-1:2006/A2:2011, EN 55014-2:1997/A2:2008, EN 61000-3-2:2014, EN 61000-3-3:2013**
- **2014/34/EU** (ATEX) **EN 1127-1:2011**

JUNG PUMPEN GmbH - Industriestr. 4-6 - 33803 Steinhagen - Germany - www.jung-pumpen.de

DE · Wir erklären in alleiniger Verantwortung, dass das Produkt den aufgeführten Richtlinien entspricht.
CS · Prohlašujeme na svou výlučnou odpovědnost, že výrobek odpovídá jmenovaným směrnicím.
DA · Vi erklærer under ansvar at produktet i overensstemmelse med de retningslinjer
EN · We hereby declare, under our sole responsibility, that the product is in accordance with the specified Directives.
FI · Me vakuutamme omalla vastuullamme, että tuote täyttää ohjeita.
FR · Nous déclarons sous notre propre responsabilité que le produit répond aux directives.
HU · Kizárólagos felelősségünk tudatában kijelentjük, hogy ez a termék megfelel az Európai Unió fentnevezett irányelveinek.
IT · Noi dichiariamo sotto la nostra esclusiva responsabilità che il prodotto è conforme alle direttive citate
NL · Wij verklaren geheel onder eigen verantwoordelijkheid dat het product voldoet aan de gestelde richtlijnen.
PL · Z pełną odpowiedzialnością oświadczamy, że produkt odpowiada postanowieniom wymienionych dyrektyw.
RO · Declarăm pe proprie răspundere că produsul corespunde normelor prevăzute de directivele mai sus menționate.
SK · Na výlučnú zodpovednosť vyhlasujeme, že výrobok spĺňa požiadavky uvedených smerníc.
SV · Vi försäkrar att produkten på vårt ansvar är utförd enligt gällande riktlinjer.

compli 300 E (JP09496/0)
compli 400 E (JP09770/5)
compli 400 E (JP09324/5)
compli 400 (JP00637/9)
compli 400 (JP09322/9)
compli 510/4 BW (JP09191/1)
compli 515/4 BW (JP09192/1)
compli 525/4 BW (JP09193/1)
compli 525/2 BW (JP09194/1)
compli 535/2 BW (JP09195/1)
compli 108/2 ME (JP09347/5)
compli 108/2 M (JP09346/5)
compli 120/2 M (JP09877/5)
compli 508/2 ME (JP43128/0)
compli 508/2 M (JP43129/0)
compli 520/2 M (JP43130/0)

DE · Weitere normative Dokumente CS · Jinými normativními dokumenty DA · Andre normative dokumenter EN · Other normative documents FI · Muiden normien FR · Autres documents normatifs HU · Egyéb szabályozó dokumentumokban leírtaknak IT · Altri documenti normativi NL · Verdere normatieve documenten PL · Innymi dokumentami normatywnymi RO · Alte acte normative SV · Vidare normerande dokument SK · Iným záväzným dokumentom:

EN 50274:2002/AC:2009,
EN 60335-2-41:2003/A2:2010,
TRBS 2153, CLC/TR 50404

DE · Bevollmächtigter für technische Dokumentation CS · Oprávněná osoba pro technickou dokumentaci DA · Autoriseret person for teknisk dokumentation EN · Authorized person for technical documentation FI · Valtuutettu henkilö tekninen dokumentaatio FR · Personne autorisée à la documentation technique HU · Hivatalos személy műszaki dokumentáció IT · Persona abilitata per la documentazione tecnica NL · Bevoegd persoon voor technische documentatie PL · Pełnomocnik ds. dokumentacji technicznej RO · Persoană autorizată pentru documentatiei tehnice SV · Auktoriserad person för teknisk dokumentation SK · Oprávnená osoba pre technickú dokumentáciu:

JUNG PUMPEN - Stefan Sirges - Industriestr. 4-6 - 33803 Steinhagen

Steinhagen, 10-01-2017

Stefan Sirges, General Manager

i.V.
Rüdiger Rokohl, Sales Manager

CE 352-13-1701

PENTAIR **JUNG PUMPEN**

EU-Konformitätserklärung
EU-Prohlášeni o shodě
EU-Overensstemmelseserklæring
EU-Declaration of Conformity
EU-Vaatimustenmukaisuusvakuutus

EU-Déclaration de Conformité
EU-Megfelelöségi nyilatkozat
EU-Dichiarazione di conformità
EU-Conformiteitsverklaring
EU-Deklaracja zgodności

EU-Declarație de conformitate
EU-Vyhlásenie o zhode
EU-Försäkran om överensstämmelse

DE · Richtlinien - Harmonisierte Normen
CS · Směrnice - Harmonizované normy
DA · Direktiv - Harmoniseret standard
EN · Directives - Harmonised standards
FI · Direktiivi - Yhdenmukaistettu standardi
FR · Directives - Normes harmonisées
HU · Irányelve - Harmonizá szabványok
IT · Direttive - Norme armonizzate
NL · Richtlijnen - Geharmoniseerde normen
PL · Dyrektywy - Normy zharmonizowane
RO · Directivă - Norme coroborate
SK · Smernice - Harmonizované normy
SV · Direktiv - Harmoniserade normer

• **2006/42/EG**	(MD)	**EN 809:1998/AC:2010, EN ISO 12100:2010, EN 60335-1:2012/AC:2014**
• **2011/65/EU**	(RoHS)	
• **2014/30/EU**	(EMC)	**EN 55014-1:2006/A2:2011, EN 55014-2:1997/A2:2008, EN 61000-3-2:2014, EN 61000-3-3:2013**
• **2014/34/EU**	(ATEX)	**EN 1127-1:2011**

JUNG PUMPEN GmbH - Industriestr. 4-6 - 33803 Steinhagen - Germany - www.jung-pumpen.de

DE · Wir erklären in alleiniger Verantwortung, dass das Produkt den aufgeführten Richtlinien entspricht.
CS · Prohlašujeme na svou výlučnou odpovědnost, že výrobek odpovídá jmenovaným směrnicím.
DA · Vi erklærer under ansvar at produktet i overensstemmelse med de retningslinjer
EN · We hereby declare, under our sole responsibility, that the product is in accordance with the specified Directives.
FI · Me vakuutamme omalla vastuullamme, että tuote täyttää ohjeita.
FR · Nous déclarons sous notre propre responsabilité que le produit répond aux directives.
HU · Kizárólagos felelősségünk tudatában kijelentjük, hogy ez a termék megfelel az Európai Unió fentnevezett irányelveinek.
IT · Noi dichiariamo sotto la nostra esclusiva responsabilità che il prodotto è conforme alle direttive citate
NL · Wij verklaren geheel onder eigen verantwoordelijkheid dat het product voldoet aan de gestelde richtlijnen.
PL · Z pełną odpowiedzialnością oświadczamy, że produkt odpowiada postanowieniom wymienionych dyrektyw.
RO · Declarăm pe proprie răspundere că produsul corespunde normelor prevăzute de directivele mai sus menționate.
SK · Na výlučnú zodpovednosť vyhlasujeme, že výrobok spĺňa požiadavky uvedených smerníc.
SV · Vi försäkrar att produkten på vårt ansvar är utförd enligt gällande riktlinjer.

compli 1010/4 BWE (JP09273/2)
compli 1010/4 BW (JP09829/5)
compli 1015/4 BW (JP09830/5)
compli 1025/4 BW (JP09831/5)
compli 1025/2 BW (JP09461/1)
compli 1035/2 BW (JP09462/1)
compli 1008/2 ME (JP43131)
compli 1008/2 M (JP43132)
compli 1020/2 M (JP43133)
compli 1210/4 BW (JP09168/2)
compli 1215/4 BW (JP09169/2)
compli 1225/4 BW (JP09170/2)
compli 1225/2 BW (JP09171/2)
compli 1235/2 BW (JP09172/2)
compli 1525/4 C1 (JP09181/1)
compli 1535/4 C1 (JP09182/1)
compli 1555/4 C5 (JP09183/1)
compli 1575/4 C5 (JP09184/1)
compli 1575/4 B6 (JP09185/1)
compli 1535/2 B2 (JP45933)
compli 1555/2 B2 (JP45934)
compli 1575/2 B5 (JP45141/1)
compli 15100/2 B5 (JP45142/1)
compli 15200/2 B6 (JP45935)
compli 2525/4 C1 (JP09186/1)
compli 2535/4 C1 (JP09187/1)
compli 2555/4 C5 (JP09188/1)
compli 2575/4 C5 (JP09189/1)
compli 2575/4 B6 (JP09190/1)
compli 2535/2 B2 (JP45936)
compli 2555/2 B2 (JP45937)
compli 2575/2 B5 (JP45938)
compli 25100/2 B5 (JP45939)
compli 25200/2 B6 (JP45940)

DE · Weitere normative Dokumente CS · Jinými normativními dokumenty DA · Andre normative dokumenter EN · Other normative documents FI · Muiden normien FR · Autres documents normatifs HU · Egyéb szabályozó dokumentumokban leírtaknak IT · Altri documenti normativi NL · Verdere normatieve documenten PL · Innymi dokumentami normatywnymi RO · Alte acte normative SV · Vidare normerande dokument SK · Iným záväzným dokumentom:

EN 50274:2002/AC:2009,
EN 60335-2-41:2003/A2:2010,
TRBS 2153, CLC/TR 50404

DE · Bevollmächtigter für technische Dokumentation CS · Oprávněná osoba pro technickou dokumentaci DA · Autoriseret person for teknisk dokumentation EN · Authorized person for technical documentation FI · Valtuutettu henkilö tekninen dokumentaatio FR · Personne autorisée à la documentation technique HU · Hivatalos személy műszaki dokumentáció IT · Persona abilitata per la documentazione tecnica NL · Bevoegd persoon voor technische documentatie PL · Pełnomocnik ds. dokumentacji technicznej RO · Persoană autorizată pentru documentatiei tehnice SV · Auktoriserad person för teknisk dokumentation SK · Oprávnená osoba pre technickú dokumentáciu:

JUNG PUMPEN - Stefan Sirges - Industriestr. 4-6 - 33803 Steinhagen

Steinhagen, 10-01-2017

Stefan Sirges, General Manager

i.V.
Rüdiger Rokohl, Sales Manager

CE 353-14-1701

PENTAIR

JUNG PUMPEN G bH - l.4d ِ ie ِ . 4-6 - 33803 S ِei.4hage.4 - De ِ ch a.4d
Te . +49 5204 170 - Fa +49 5204 80368 - eMai kd@j .4g•✓ •✓e.4.de

PENTAIR WATER ITALY S - Via Ma acci4, 13 - 56010 L g4a.44 - Pi a - Ļa ia
Te . +39 050 716 111 - Fa +39 050 716 801 - eMai : i.4f4@j .4g•✓ •✓e.4.ļ

PENTAIR WATER POLSKA S✓. .4.4. - . P .44 21 - 41-200 S4 .44 iec - P4 ka
Te . +48 32 295 1200 - Fa +48 32 295 1201 i.4f4✓ .j .4g✓ •✓e.4@•✓e.4ِ ai .c4